



**U.S. Army Corps of Engineers  
Resident Management System (RMS)  
Software Maintenance Release**

RMS Patch: 392  
February 25, 2023

[Table of Contents](#)

1	Introduction.....	3
1.1	Overview.....	3
1.2	Contact.....	4
2	New Features / Changes / Issues Fixed .....	4
2.1	Import Submittals - Update the Import Routine to capture the various review period (days) established in the Contract Setup submodule. ....	4
2.2	Progress Payment Edit View - padlock on Help tile .....	6
2.3	RMF Requirement: RMS Session should terminate when left idle after 6 hours. ....	8
2.4	When CEFMS is down, users do not receive an error message that the payment was not sent because CEFMS is down. ....	8
2.5	Pay Activities - Format "CLIN Unit Price" field to reflect that it is a monetary value. ....	10
2.6	Prompt Payment Certification Report - Discount terms are not displaying. ....	11
2.7	Update RMS to send payments to CEFMS with Quantity Type UOM like "MO" .....	13
2.8	Progress Payment Edit KTR View - Requested Earnings Complete checkbox selection is not invoking read-only user interface until the view is closed. ....	14
2.9	Payments with only refunds not sending data to CEFMS .....	16
2.10	Award CLIN export - Developer code instead of data appears in column 4.....	16
2.11	Incomplete Change Requests are calculated on new Change Request when a Change Variation is added. ....	17
2.12	Contract Modifications - Correct rounding issues between Qty Change (Quantity Change) calculated in BCD item contract change and CLINs on modification SF30-1 tab.....	18
2.13	Import SpecsIntact - Submittal Item Numbering.....	20
2.14	Document Package Export - Add QC Tests. ....	21
2.15	Change Password option not working with a known expired password. ....	22
2.16	Progress Payment Edit View - Periodic Calculation .....	25
2.17	Remove CUI, NATO, and Public Release columns from the database.....	27
2.18	Unlock Progress Payment - New Module .....	30
2.19	RMS Staff - Refine delete eligibility. ....	32
2.20	Final Payment Due Date being calculated off date sent to CEFMS .....	35
2.21	Prompt Payment Certification Report Table Layout Issue.....	37
2.22	Progress Payment Edit View - Module lock not being released.....	39
2.23	RSG-17 - Add Status Option for Partial Merit for REAs in the Disputes/Claims submodule. ....	41
2.24	RSG-21 - Add Ability to Choose Default Calculation Method on Progress Payments .....	42
2.25	DD1354 Old Report - Add Back to Seattle and Fort Worth.....	46
2.26	Three Phase Control Worksheet Initial - Initial cannot display textbox 27 on page 2 of report. ....	49

# 1 Introduction

This document provides the details of the RMS Application changes to accommodate the upgrade to patch 392, which was released on February 25, 2023.

## 1.1 Overview

The changes for this release are summarized below:

1. Fixed issue with Import Submittals - Update the import routine to capture the various Review Days established in the Contract Setup submodule.
2. Fixed the issue with Progress Payment Edit View - padlock on Help tile.
3. Changes made for Risk Management Framework (RMF) - RMS Session should terminate when left idle after 6 hours.
4. Fixed issue when CEFMS is down - Users do not receive an error message that the payment was not sent because CEFMS is down.
5. Fixed issue with Pay Activities - Format "CLIN Unit Price" field to reflect that it is a monetary value.
6. Fixed issue with Prompt Payment Certification Report - Discount terms are not displaying.
7. Fixed issue with sending payments to CEFMS - Update RMS to send payments to CEFMS with Quantity Type UOM like "MO".
8. Fixed issue with Progress Payment Edit KTR View - Requested Earnings Complete not invoking read-only user interface until view close.
9. Fixed issue with Payments - Payments with only refunds not sending data to CEFMS.
10. Fixed issue with Award CLIN Export - Developer code instead of data appears in column 4.
11. Fixed the issue with Change Requests - Incomplete Change Requests are calculated on new Change Request when a Change Variation is added.
12. Fixed issue with Contract Modifications - Correct rounding issues between Qty Change (Quantity Change) calculated in BCD item contract change and CLINs on Mod SF30-1 TAB.
13. Fixed issue with Import SpecsIntact - Submittal Item Numbering.
14. New Feature in Document Package Export - Add QC Tests.
15. Fixed issue with passwords - Change Password option not working with a known expired password.
16. Fixed issue with Progress Payment Edit View - Periodic Calculation.
17. Changes made to Remove CUI, NATO, and Public Release columns from the database.
18. New Feature - New Unlock Progress Payment Module.
19. Fixed the issue with RMS Staff - Refine delete eligibility.
20. Fixed issue with Final Payment - Final Payment Due Date being calculated off date sent to CEFMS.
21. Fixed issue with Prompt Payment Certification Report - Table Layout Issue.
22. Fixed issue in Progress Payment Edit View - Module lock not being released.

- 23. Change made for RSG-17 - Add Status Option for Partial Merit for REAs in Disputes/Claims submodule.
- 24. Change made for RSG-21 - Add ability to choose Default Calculation Method on Progress Payments.
- 25. New change for old DD1354 Report - Add back to Seattle and Fort Worth.
- 26. Fixed issue with Three Phase Control WorkSheet Initial - Initial cannot display textbox 27 on page 2 of the report.

## 1.2 Contact

If issues or concerns should arise, please contact the Help Desk.

- Toll Free: 442-333-1011 – RMS Helpdesk Tech Support Center.
- Operation Hours: Monday to Friday from 6am – 10pm Eastern, Saturday & Sunday from midnight to 8am Eastern, excluding US Federal Holidays.

## 2 New Features / Changes / Issues Fixed

### 2.1 Import Submittals - Update the Import Routine to capture the various review period (days) established in the Contract Setup submodule.

Location in System: Import/Export module >> Import Submittals submodule

Location in System: Submittals module >> Submittals Register submodule >> Submittal Items Edit View.

Problem Statement: The Import Submittals submodule is currently only recognizing the FIO & GA Submittal Classifications and therefore not capturing the Review Days accurately as established in the Contract Setup submodule.

Fix Description: Import Submittals submodule now captures each of the 6 different classifications available, and the Import Submittal Register submodule captures the Review Days accurately as established in the Contract Setup submodule.

Before Fix:

The screenshot shows the 'Contract Setup' screen in the RMS system. The 'Submittals' section is highlighted with a red line. It displays a table for 'Government Review Period (days)' and a 'Contractor Resubmission Period' of 14 Days.

Government Review Period (days)						
GA	FIO	CR	DA	DA/CR	DA/GA	
30	25	35	12	10	5	
Contractor Resubmission Period: 14 Days						
Default Number of Copies						
GA	FIO	CR	DA	DA/CR	DA/GA	
0	0	0	0	0	0	



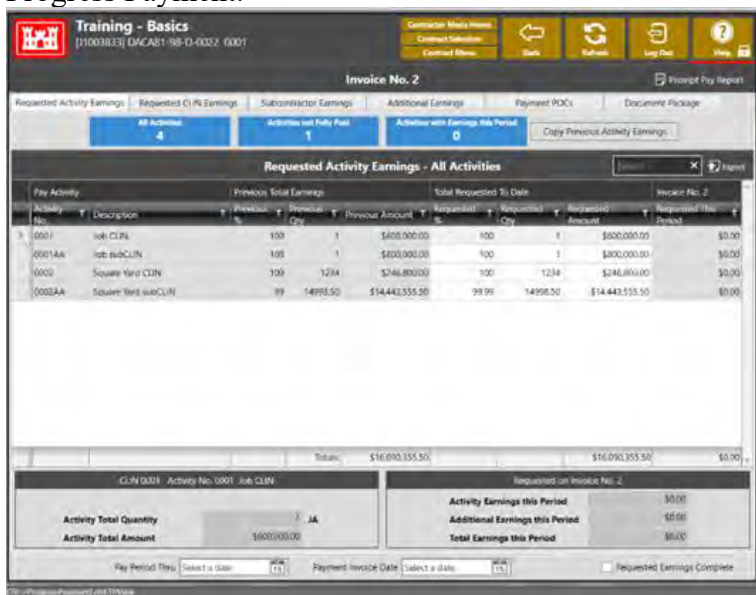
## 2.2 Progress Payment Edit View - padlock on Help tile

Location in System: Finances module >> Progress Payments submodule >> Progress Payment Selection View >> Progress Payment Edit View.

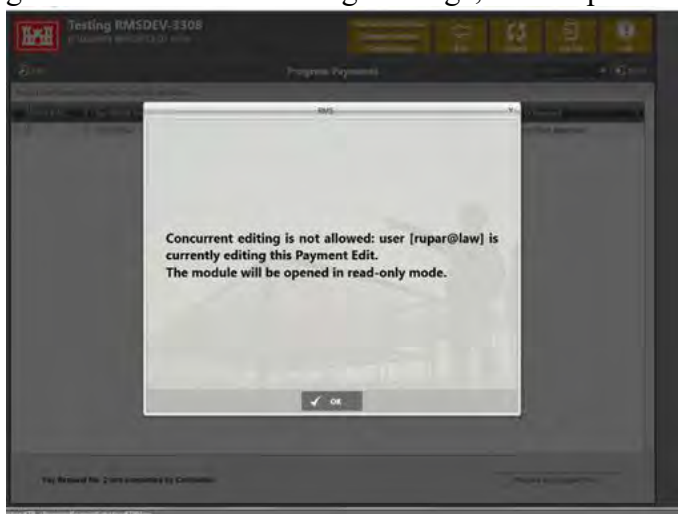
Problem Statement: The padlock icon on the Help tile shows up for the user editing the Progress Payment and not for users opening the same Progress Payment.

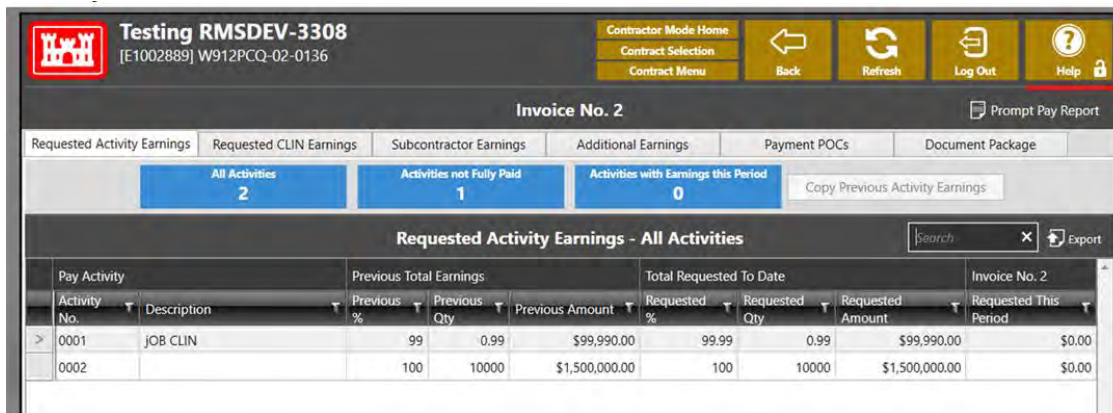
Fix Description: No padlock icon shows on the Help tile for the user editing the Progress Payment, but the padlock icon shows on the Help tile for any other user opening the Progress Payment that is currently being edited.

Before Fix: In Contractor Mode, the padlock icon shows for the user currently editing the Progress Payment.

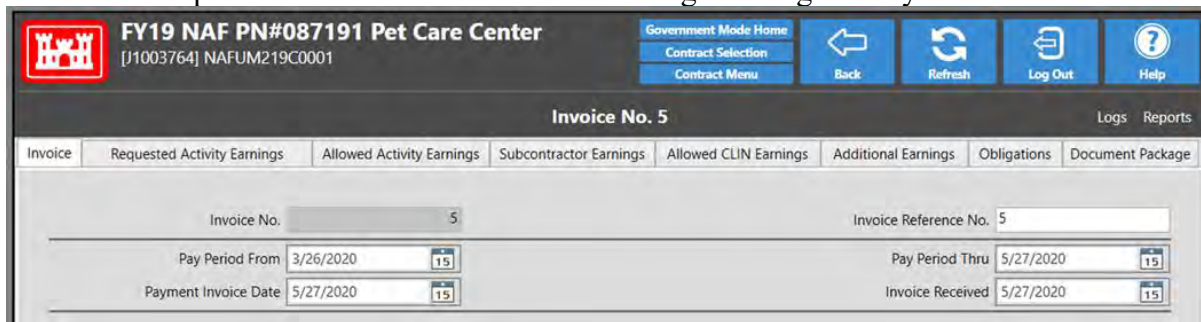


User logged into a different account accessing the same Progress Payment currently being edited gets the Concurrent Editing message, but the padlock icon does not show.

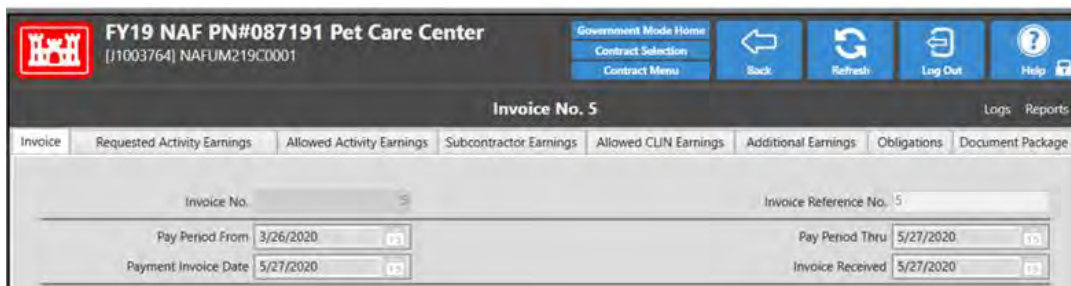
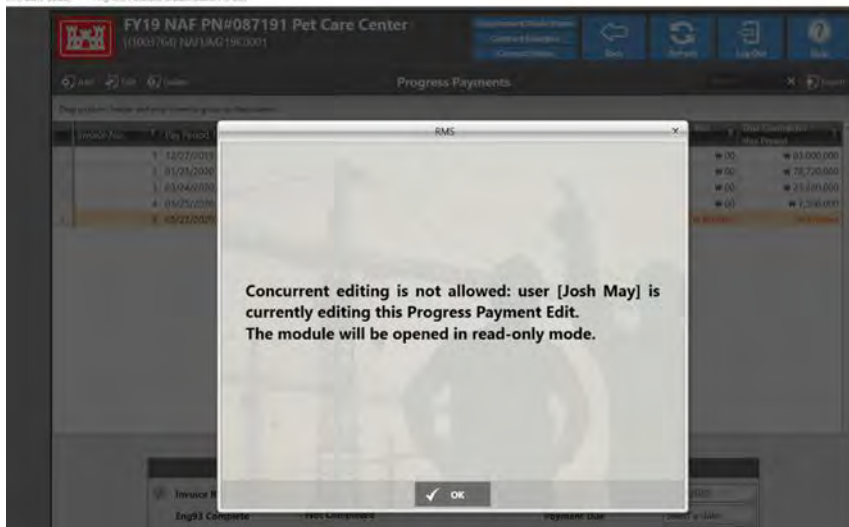




After Fix: No padlock icon shows for the user editing the Progress Payment.



RMS will display the Concurrent Editing message and the padlock icon in the Help tile for the user opening the same Progress Payment that is currently being edited by a different user.



### 2.3 RMF Requirement: RMS Session should terminate when left idle after 6 hours.

Location in System: RMS 3.0 Government Mode or Contractor Mode >> Any module/View/Screen except Login View.

Problem Statement: The system should terminate the RMS session after left idle for six hours.

Fix Description: From any view, RMS will terminate the session when the inactivity threshold (6 hours) has been met while the computer is:

- Running but idle with no mouse movement or keystrokes
- Locked
- Logged off
- Sleep mode
- Hibernation

Before Fix: No screenshots available as this is a new change in RMS.

After Fix: Once RMS terminates the session after being left idle for 6 hours, the Login View page will show the Logout Details.



When the session expires and the server connection is lost, the Login View page will show a "Session terminated..." message with the current timestamp.



### 2.4 When CEFMS is down, users do not receive an error message that the payment was not sent because CEFMS is down.

Location in System: Finances module >> Progress Payments submodule >> Progress Payment Selection View >> Progress Payment Edit View.

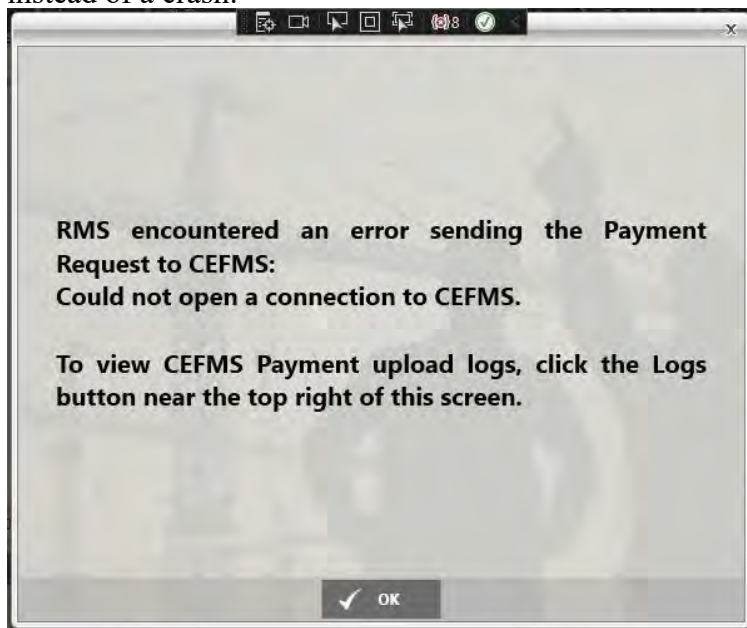
Problem Statement: If a user sends a payment to CEFMS when CEFMS is down, RMS will crash, and the user will receive an error message that states, "Error message: Padding is invalid and cannot be removed".

Fix Description: The code has been modified in a way that when CEFMS is down while a user is attempting to send a payment to CEFMS, a message “RMS encountered an error sending the Payment Request to CEFMS: Could not open a connection to CEFMS” is now presented to the user instead of a crash.

Before Fix: If CEFMS is down, RMS crashes when a user attempts to send a payment to CEFMS.



After Fix: The code has been modified in a way that when CEFMS is down while a user is attempting to send a payment to CEFMS, the following message is now presented to the user instead of a crash.



## 2.5 Pay Activities - Format "CLIN Unit Price" field to reflect that it is a monetary value.

Location in System: RMS3.0 Government Mode >> Finances module >> Pay Activities submodule >> Activity Selection View >> Activity Edit View.

Problem Statement: Currently, the "CLIN Unit Price Field" for a measurement CLIN is displayed as a number.

Fix Description: The "CLIN Unit Price" field on the Activity Edit View displays the correct monetary symbol.

Before Fix:

The screenshot shows the 'Activity 0002' edit view for 'Wideband Satellite Communications Center'. Under the 'CLIN Assignment and Pricing' section, the 'CLIN Unit Price' is displayed as '2000000 / Cubic Yard - CY' without a monetary symbol. The 'Quantity' is '1 Cubic Yard - CY'. A summary table at the bottom shows:

CLIN Information	
CLIN 0002	\$7,000,000.00
Sum of Activities	\$7,369,800.00
Variance	-\$369,800.00

After Fix:

The screenshot shows the 'Activity 0005' edit view for 'FY01 MCP, UPGRADE WATER DIST. SYS (US \$)'. Under the 'CLIN Assignment and Pricing' section, the 'CLIN Unit Price' is now displayed as '\$10.00 / Liters Per Day - LQ'. The 'Quantity' is '0 Liters Per Day - LQ'. A summary table at the bottom shows:

CLIN Information	
CLIN 0005	\$100.00
Sum of Activities	\$100.00
Variance	\$0.00

### 2.6 Prompt Payment Certification Report - Discount terms are not displaying.

Location in System: RMS3.0 Contractor Mode >> Contract Reports module >> Prompt Payment Certification Report.

Problem Statement: When a Contractor enters the Discount Days and Discount % under Discount Terms, the values do not populate on the Prompt Payment Certification Report after the Progress Payment is completed.

Fix Description: The Discount Terms, Discount Days and Discount %, do populate correctly on Prompt Payment Certification Report when the Progress Payment is completed.

Before Fix:

The screenshot shows the 'Havertown Superfund Site' Contractor Mode interface. The 'Discount Terms' section is highlighted with a red box, showing 'Discount Days' set to 6 and 'Discount % (.01 = 1%)' set to 10. Below this is the 'Notice of Assignment' section with fields for Name, Title, Phone, Address Line 1, and Address Line 2. The 'Notice of Defective Invoice' section also has similar fields. At the bottom, there is a 'Certification By' section with a text area for a declaration and a 'Pay Period Thru' date of 1/3/2023.

Generated Prompt Payment Certification Report does not display the Discount Days and Discount Percentage.

The screenshot shows a 'Prompt Payment Certification' report for 'DACA31-96-D-0026 0014 Havertown Superfund Site'. The report includes the following data:

(1) Contract No.: DACA31-96-D-0026 0014	(2) Location and Description of Work: Havertown, PA Havertown Superfund Site	(3) Estimate No.: 4
(5) Contractor Official (name and address) to whom payment is to be sent:		(4) Invoice Date: 01/03/2023
(6) Discount Terms: 0 Days 0 Percent		(8) Name, Title, phone number, and mailing address of person to be notified in event of a defective invoice:
(7) If Notice of Assignment has been filed, enter name of Assignee to whom payment is to be sent:		

The Discount Terms that were entered in Contractor Mode do not display in the Progress Payment Edit View in Government Mode.

**Havertown Superfund Site**  
[E1000789] DACA31-96-D-0026 0014

Government Made Home  
Contract Selection  
Contract Menu

Back Refresh Log Out Help

Invoice No. 4 Logs Repo

Invoice Requested Activity Earnings Allowed Activity Earnings Subcontractor Earnings Allowed CUN Earnings Additional Earnings Obligations Document Packa

Invoice No. 4 Invoice Reference No. 4

Pay Period From 12/17/2022 15 Pay Period Thru 1/3/2023 15

Payment Invoice Date 1/3/2023 15 Invoice Received Select a date 15

Discount Days 0 Change Payment Priority

Discount % 0 Enter .01 for 1% Payment Terms

Final Payment? Return for Corrections

ENG93 Remarks

After Fix:

Wtch: 0389) Highest Possible Classification is CUI

**CY99 CDIP Apache Company Operations**  
[I1000008] 011893-4

Contractor Made Home  
Contract Selection  
Contract Menu

Back Refresh Log Out Help

Invoice No. 1 Prompt Pay Report

Requested Activity Earnings Requested CUN Earnings Subcontractor Earnings Additional Earnings Payment POCs Document Package

**Discount Terms**

Discount Days 15 Discount % (.01 = 1%) 1.0

**Notice of Assignment**

If Notice of Assignment has been filed, enter name of Assignee to who payment is to be sent.

Name Title Phone

Address Line 1

Address Line 2

**Notice of Defective Invoice**

Name, Title, Phone Number and Mailing Address of person to be notified in event of a defective invoice

Name Title Phone

Address Line 1

Address Line 2

**Certification By**

I hereby certify, to the best of my knowledge and belief, that: (1) The amounts requested are only for performance in accordance with the specifications, terms, and conditions of the contract; (2) All payments due to subcontractors and suppliers from previous payments received under the contract have been made, and timely payments will be made from the proceeds of the payments covered by this certification, in accordance with subcontract agreements and the requirements of Chapter 39 of Title 31, United States Code; and (3) This request for Progress Payments does not include any amounts which the Prime Contractor intends to withhold or retain from a subcontractor or supplier in accordance with the terms and conditions of the subcontract.

Pay Period Thru 1/24/2023 15 Payment Invoice Date 1/24/2023 15  Requested Earnings Complete

**Prompt Payment Certification** 24 Jan 2023  
 US Army Corps of Engineers 011893-4 CY99 CDIP Apache Company Operations J1000008

Prompt Payment Certification and Supporting Data For Contractor Payment Invoice				
(1) Contract No. 011893-4	(2) Location and Description of Work: Camp Humphreys, S. Korea CY99 CDIP Apache Company Operations		(3) Estimate No. 1	(4) Invoice Date 01/24/2023
(5) Contractor Official (name and address) to whom payment is to be sent:		(6) Discount Terms: 15 Days 1.0 Percent		
(7) If Notice of Assignment has been filed, enter name of Assignee to whom payment is to be sent:		(8) Name, Title, phone number, and mailing address of person to be notified in event of a defective invoice:		
(9) Subcontractor Name	(10) Total Amount Subcontracted	(11) Previous Subcontractor Payments (Excluding Deductions)	(12) Subcontractor Amount Included in this Payment Estimate (Excluding Deductions)	(13)** Subcontractor Earnings Deductions by Contractor (Total to Date)
TOTAL	\$0.00	\$0.00	\$0.00	\$0.00

The Discount Days and Discount % display in Government Mode.

1 (Patch: 0389) Highest Possible Classification is CUI

**CY99 CDIP Apache Company Operations** [J1000008] 011893-4  
 Government Mode Home | Contract Selection | Contract Menu | Back | Refresh | Log Out | Help

**Invoice No. 1** Logs Reports

Invoice	Requested Activity Earnings	Allowed Activity Earnings	Subcontractor Earnings	Allowed CLIN Earnings	Additional Earnings	Obligations	Document Package
Invoice No. 1							
Invoice Reference No. 1							
Pay Period From: Select a date [15]						Pay Period Thru: 1/24/2023 [15]	
Payment Invoice Date: 1/24/2023 [15]						Invoice Received: Select a date [15]	
Discount Days: 15						Change Payment Priority	
Discount %: 1 Enter .01 for 1%						Payment Terms	
<input type="checkbox"/> Final Payment?						Return for Corrections	

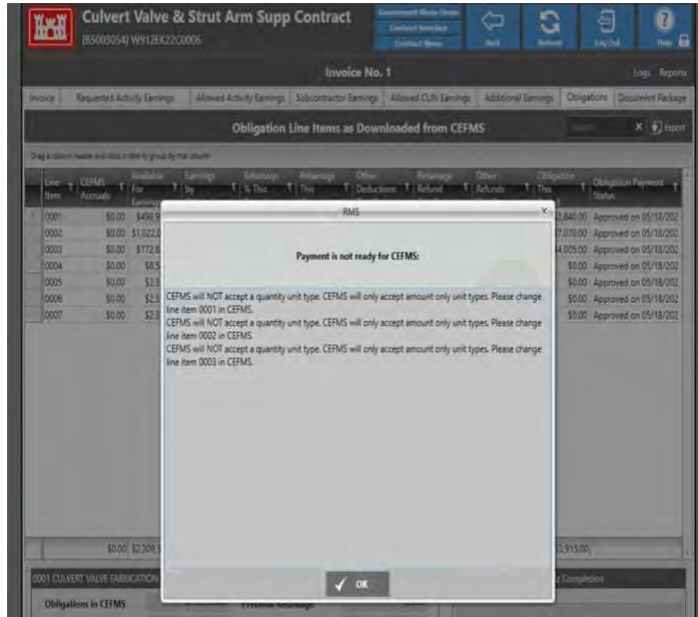
## 2.7 Update RMS to send payments to CEFMS with Quantity Type UOM like "MO"

Location in System: Government Mode >> Finances module >> Progress Payment submodule >> Progress Payment Selection View >> Progress Payment Edit KTR View.

Problem Statement: In the past, Obligations in CEFMS with Quantity Types were not allowed to be sent from within RMS. CEFMS has since opened up the ability for users to make payments on Obligations with Quantity Types within RMS, RMS needs to update to allow Payment Requests with Quantity type CLINs to be upload to CEFMS.

Fix Description: RMS allows Payment Requests with Quantity type CLINs to be uploaded to CEFMS.

## Before Fix:



After Fix: Screenshots cannot be provided due to not having ability to send payments to CEFMS (upload payments to CEFMS) using a test environment. Testing is limited only up to clicking on “Send Payments to CEFMS” for a payment.

## 2.8 Progress Payment Edit KTR View - Requested Earnings Complete checkbox selection is not invoking read-only user interface until the view is closed.

Location in System: Contractor Mode >> Finances module >> Progress Payment submodule >> Progress Payment Selection View >> Progress Payment Edit KTR View.

Problem Statement: Upon completing a Progress Payment in Contractor Mode by enabling the “Requested Earnings Complete” checkbox, the user interface is still editable until the view is closed.

Fix Description: When the Contractor checks the "Requested Earnings Complete" checkbox, the user interface is made read-only, and the user does not need to leave the view for this to occur.

Before Fix:

WAD Residuals Collection/Treatment Fac. [E1001049] W912DR-08-C-0015

Invoice No. 57

Requested Activity Earnings: 2,478 | Activities not Fully Paid: 0 | Activities with Earnings this Period: 0

Activity No.	Description	Previous Total Earnings			Total Requested To Date			Requested This Period
		Previous %	Previous Qty	Previous Amount	Requested %	Requested Qty	Requested Amount	
0001	Contract Award- Balance Clins	100	1	\$1,648,400.00	100	1	\$1,648,400.00	\$0.00
0004	Sanitary Sewer, Differing Site Conc	100	1	\$4,490.00	100	1	\$4,490.00	\$0.00
0005	Optional Line Items 0004 0005 000	100	0	\$5,646,000.00	0	0	\$5,646,000.00	\$0.00
0006	Pipe Encasement	100	0	\$90,500.00	0	0	\$90,500.00	\$0.00
0007	Masonry Sample Panels	100	0	\$15,000.00	0	0	\$15,000.00	\$0.00
0008	Additional Handrail/Ladder Reloca	100	0	\$26,887.38	0	0	\$26,887.38	\$0.00
0009	Spring Valley - Dedicated Power Fr	100	0	\$219,000.00	0	0	\$219,000.00	\$0.00
0010	Structural Welding Inspection	100	0	\$82,168.83	0	0	\$82,168.83	\$0.00
0011	Modify 6-inch Pipe Supports at Ba	100	0	\$3,166.19	0	0	\$3,166.19	\$0.00
Totals:				\$109,800,798.19			\$109,800,798.19	\$0.00

CLIN 0001 Activity No. 0001 Contract Award- Balance Clins

Activity Total Quantity: 1 LS  
Activity Total Amount: \$1,648,400.00

Requested on Invoice No. 57

Activity Earnings this Period: \$0.00  
Additional Earnings this Period: \$0.00  
Total Earnings this Period: \$0.00

Pay Period Thru: 05/15/2013 | Payment Invoice Date: 05/24/2013 | Requested Earnings Complete

After Fix:

FY01 FKI, ELECTRICAL PROJECTS (US \$) [J1000109] DAGA81-01-C-A014

Invoice No. 3

Requested Activity Earnings: 5 | Activities not Fully Paid: 0 | Activities with Earnings this Period: 0

Activity No.	Description	Previous Total Earnings			Total Requested To Date			Requested This Period
		Previous %	Previous Qty	Previous Amount	Requested %	Requested Qty	Requested Amount	
0002	REPLACE GENERATOR TRANSFORMER	100	1	\$3,960.00	1	1	\$3,960.00	\$0.00
0003	REPLACE TRANSFORMERS	100	1	\$14,251.00	1	1	\$14,251.00	\$0.00
0004AA	REPAIR/MAINTENANCE WORK	100	1	\$15,235.00	1	1	\$15,235.00	\$0.00
0004AB	NEW WORK	100	1	\$37,872.00	1	1	\$37,872.00	\$0.00
0008	Exercise Option Item No. 0008	100	1	\$51,649.00	1	1	\$51,649.00	\$0.00
Totals:				\$122,967.00			\$122,967.00	\$0.00

CLIN 0002 Activity No. 0002 REPLACE GENERATOR TRANSFORMER

Activity Total Quantity: 1 LS  
Activity Total Amount: \$3,960.00

Requested on Invoice No. 3

Activity Earnings this Period: \$0.00  
Additional Earnings this Period: \$0.00  
Total Earnings this Period: \$0.00

Pay Period Thru: 1/10/2023 | Payment Invoice Date: 1/10/2023 | Requested Earnings Complete

## 2.9 Payments with only refunds not sending data to CEFMS

Location in System: Government Mode >> Finances module >> Progress Payment submodule.

Problem Statement: RMS is not allowing refund only invoices without earnings to be sent to CEFMS.

Fix Description: Issue is fixed in a way that the payment should be able to be sent reliably with all invoice line item data for that invoice to CEFMS.

Before Fix: No screenshots available to provide at this moment.

After Fix: Screenshots cannot be provided due to not having ability to access CEFMS to test this work item in a test environment.

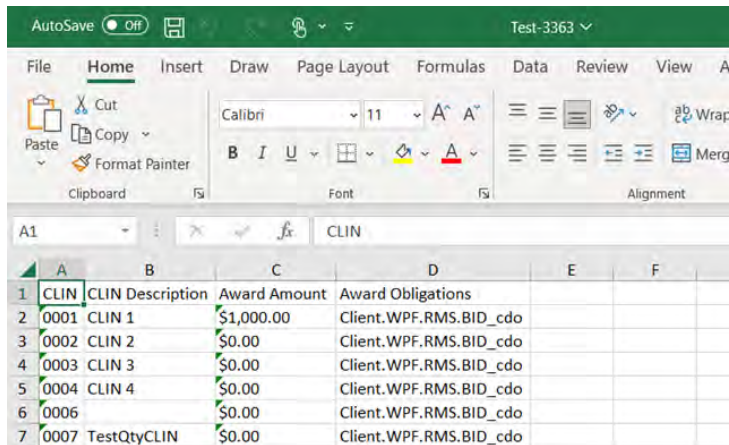
## 2.10 Award CLIN export - Developer code instead of data appears in column 4.

Location in System: Government Mode >> Finances module >> Award CLINs submodule >> Export button >> Choose Excel.

Problem Statement: When exporting the Award CLINs to Excel, the Award Obligations (column 4) exports programming code instead of the dollar amounts.

Fix Description: The exported Award CLINs show the dollar amounts but not the object type in Excel sheet.

Before Fix:



CLIN	CLIN Description	Award Amount	Award Obligations		
0001	CLIN 1	\$1,000.00	Client.WPF.RMS.BID_cdo		
0002	CLIN 2	\$0.00	Client.WPF.RMS.BID_cdo		
0003	CLIN 3	\$0.00	Client.WPF.RMS.BID_cdo		
0004	CLIN 4	\$0.00	Client.WPF.RMS.BID_cdo		
0006		\$0.00	Client.WPF.RMS.BID_cdo		
0007	TestQtyCLIN	\$0.00	Client.WPF.RMS.BID_cdo		

After Fix:

CLIN	CLIN Description	Award Amount	Award Obligations
0001	UPGRADE WATER SYSTEM	\$1,256,693.00	\$1,256,693.00
0004		\$0.00	\$0.00

2.11 Incomplete Change Requests are calculated on new Change Request when a Change Variation is added.

Location in System: Government Mode >> Finances module >> Contract Changes submodule >> Contract Change Edit View >> Basic Change Document Edit View >> Quantity Variation BCD Item Edit View.

Problem Statement: When adding a Quantity Variance, the Change in Quantity includes incomplete modifications.

Fix Description: Change Requests no longer consider any modifications that are incomplete.

Before Fix: Change Request 0014 - the Change Request has not been completed nor attached to any completed modification.

CLIN	Description	Unit Price	Unit	Previous Amount	Change Amount	Revised Amount	Previous Quantity	Change in Quantity	Revised Quantity
0006	Quantity change 1	\$50.00	M6	\$5,900.00	\$500.00	\$6,400.00	118	10	128

The incomplete Change Request is calculated on a new Change Request 0015 when Quantity Variance is added.

Change Request No: 00015  
 Change Request Title: testing 3377  
 Inception: Select a date (15)  
 Discretionary Change Approved: Select a date (15)  
 Mod Required Date: Select a date (15)  
 Date Cancelled: Select a date (15)  
 Agency Code: C - Corps of Engineers (All Levels)  
 Reason Code: E - Excusable Delay for No Fault  
 Mod Type Code: B - Bilateral Mod, In Scope

CLIN	Description	Unit Price	Unit	Previous Amount	Change Amount	Revised Amount	Previous Quantity	Change in Quantity	Revised Quantity
> 0006	Quantity change 1	\$50.00	M6	\$6,400.00	\$0.00	\$6,400.00	128	0	128

After Fix: Change Request 00015 – Added a Change in Quantity on Quantity Variance.

CLIN	Description	Unit Price	Unit	Previous Amount	Change Amount	Revised Amount	Previous Quantity	Change in Quantity	Revised Quantity
> 0006	Quantity change 1	\$50.00	M6	\$5,000.00	\$500.00	\$5,500.00	100	10	110

Added a new Change Request 00016 and Change Request no longer considers any modifications that are incomplete.

CLIN	Description	Unit Price	Unit	Previous Amount	Change Amount	Revised Amount	Previous Quantity	Change in Quantity	Revised Quantity
> 0006	Quantity change 1	\$50.00	M6	\$5,000.00	\$0.00	\$5,000.00	100	0	100

### 2.12 Contract Modifications - Correct rounding issues between Qty Change (Quantity Change) calculated in BCD item contract change and CLINs on modification SF30-1 tab.

Location in System: Government Mode >> Finances module >> Contract Modifications submodule >> Contract Modification Selection View >> Contract Modification Edit View.

Problem Statement: When making multiple changes to quantities in a single Change Request, the Modification CLINs calculation is different than the BCD Item calculation.

Fix Description: Having multiple changes in CLIN Quantities in a single Change Request, the Modification CLINs calculation matches with the BCD item calculation without any rounding issue.

Before Fix:

(Patch: 0383) Highest Possible Classification is CUI

**CY98 CDIP, Upgr Airfield Pavmt (Won)**  
(J1000006) 2000-80-3-5137  
THIS CONTRACT CONTAINS CUI. REQUIRED CUI CONTROLS MUST BE FOLLOWED.

Government Mode Home | Contract Selection | Contract Menu | Back | Refresh | Log Out | Help

**Modification No. R00001 Final Variation in Estimated Quantities** SF30

SF30 - 1 | SF30 - 2 | SF30 - 3 | Release Mod | Pay Activities | Mod Package

Copy Supporting Documents | Change Requests included in this Modification

Change Request No	Change Request Title	Change Days	Change Amount
PR001	Final Variation in Estimated Quantities	0	-\$443,310.99

Modification Amount: -\$443,310.99

Contract Line Items changed by this Modification

CLIN	CLINs changed by R00001	Amount
0002	Sureface Prep	-\$26,429.19
0003	HPTRM installation	-\$45,376.21
0004	SOD INSTALL YR 4	-\$51,248.47
0005	SOD MOWING YR 4	\$6,855.00
0006	FERTILIZER FIRST	-\$258.53
0007	FERTILIZER ALL OVER	-\$1,112.76

Sum of CLIN changes: -\$443,311.00

Funding for this Modification

Funding Account	Title	Funded Amount	PR&C Amount
NA	CY98 CDIP, Upgrade Airfield Pavmt, Ph 1	-\$443,310.99	-\$443,310.99

Modification Funding: -\$443,310.99

ModificationEdit-->ContractModificationEditView

After Fix:

(Patch: 0383) Highest Possible Classification is CUI

**CY98 CDIP, Upgr Airfield Pavmt (Won)**  
(J1000006) 2000-80-3-5137  
THIS CONTRACT CONTAINS CUI. REQUIRED CUI CONTROLS MUST BE FOLLOWED.

Government Mode Home | Contract Selection | Contract Menu | Back | Refresh | Log Out | Help

**Modification No. R00002 Final Variation in Estimated Quantities** SF30

SF30 - 1 | SF30 - 2 | SF30 - 3 | Release Mod | Pay Activities | Mod Package

Copy Supporting Documents | Change Requests included in this Modification

Change Request No	Change Request Title	Change Days	Change Amount
PR001	Final Variation in Estimated Quantities	0	-\$443,310.99

Modification Amount: -\$443,310.99

Contract Line Items changed by this Modification

CLIN	CLINs changed by R00002	Amount
0002	Sureface Prep	-\$26,429.19
0003	HPTRM installation	-\$45,376.20
0004	SOD INSTALL YR 4	-\$51,248.47
0005	SOD MOWING YR 4	\$6,855.00
0006	FERTILIZER FIRST	-\$258.52
0007	FERTILIZER ALL OVER	-\$1,112.76

Sum of CLIN changes: -\$443,310.99

Funding for this Modification

Funding Account	Title	Funded Amount	PR&C Amount
NA	CY98 CDIP, Upgrade Airfield Pavmt, Ph 1	-\$443,310.99	-\$443,310.99

Modification Funding: -\$443,310.99

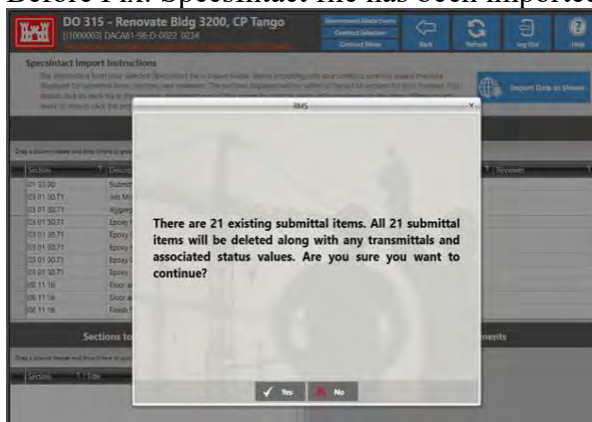
### 2.13 Import SpecsIntact - Submittal Item Numbering

Location in System: Government Mode >> Submittals module >> Submittal Register submodule.

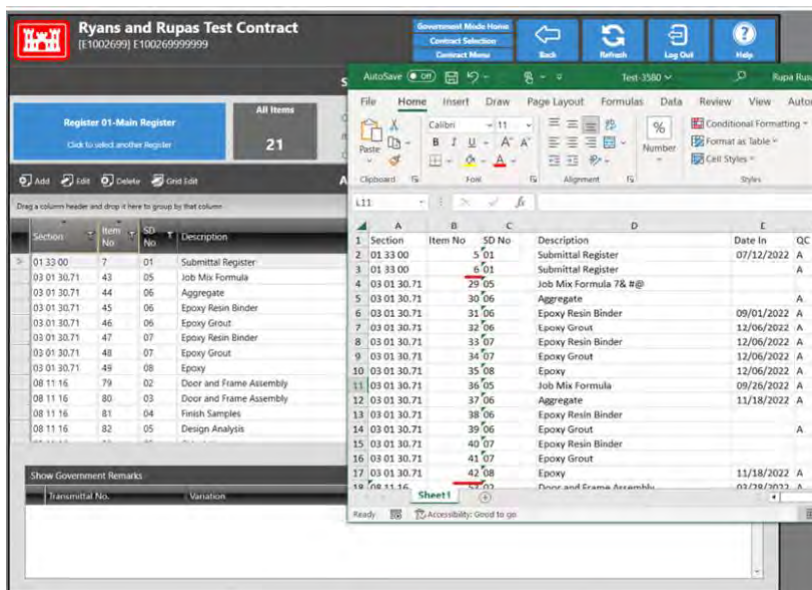
**Problem Statement:** When invoking the “Replace Register” feature in the SpecsIntact Import View to overwrite existing Submittal Items, the Submittal Item numbers imported start where the existing Submittal Item numbers end if the existing Submittal Items have section numbers that match the Submittal Items on the SpecsIntact document being imported.

**Fix Description:** When the “Replace Register” feature is invoked, the Submittal Item numbers are generated without consideration of any preexisting Submittal Item numbering.

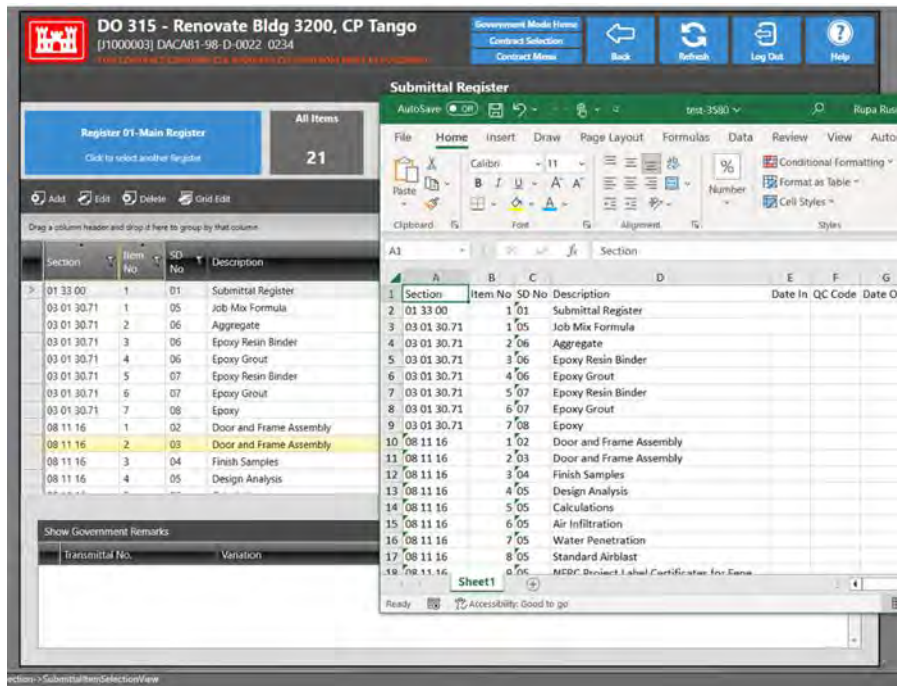
Before Fix: SpecsIntact file has been imported using the “Replace Register” button.



When the “Replace Register” feature was invoked to overwrite the existing Submittal Register, the Submittal Item numbering was iterating based on where the preexisting Submittal Item numbers ended.



After Fix: When the “Replace Register” feature is invoked, the Submittal Item numbers are generated without consideration of any preexisting submittal item numbering.



## 2.14 Document Package Export - Add QC Tests.

Location in System: Government Mode >> Import/Export module >> Document Package Export submodule >> Doc Package Export View.

Problem Statement: No option exists on the user interface to export QC Test-related Document Package documents from RMS.

Fix Description: The option to export QC Test documents from the Document Packages Export View within RMS is available.

Before Fix: No option exists on the Document Package Export screen to export QC Test related document package documents from RMS.



## After Fix:



## 2.15 Change Password option not working with a known expired password.

Location in System: RMS3.0 Login View screen.

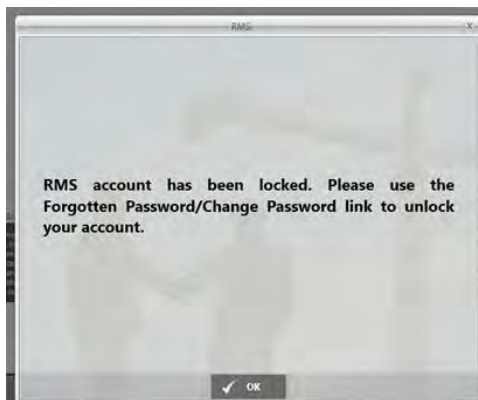
**Problem Statement:** When a user tries to change an expired password using the “Change Password” link, the user account is locked out of RMS after 3 attempts and can only be unlocked with the help of a DBA.

When a password has expired, it appears that it is no longer recognized by the RMS application. Additionally, there is no advance warning sent to the user via email, SMS, or RMS Messages that their RMS password is due to expire.

**Fix Description:** The Reset Password process has been updated to always unlock the RMS account and the Change Password process has been updated to notify the user to use the “Reset forgotten/expired password” process if the password is expired.

Accounts attempting to log in after the password is expired cannot change the password using “Change password” link. Instead, the user must use the “Reset forgotten/expired password” link to change the expired password. After the reset is successful, the account is unlocked and the user may proceed as normal.

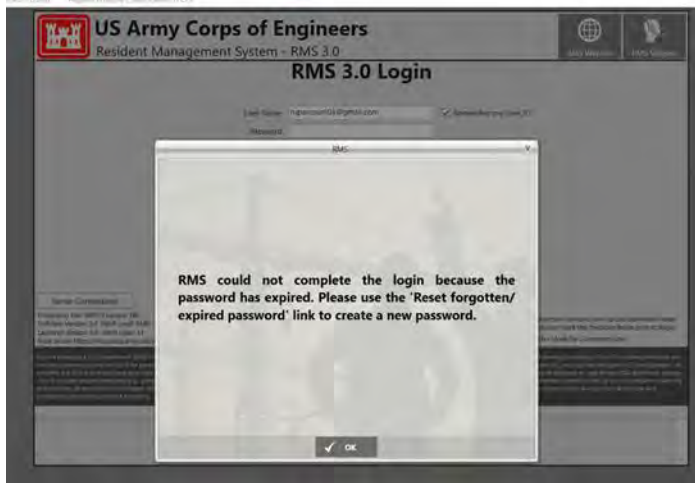
## Before Fix:



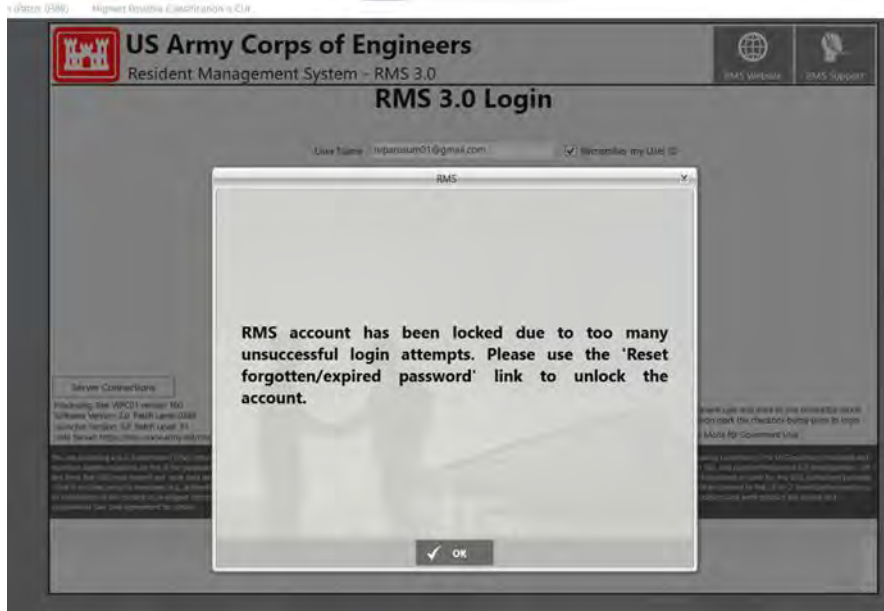
Upon using “Change Password” link and clicking on the “Submit Password Change” button, the user is presented with an error that the account is locked after 3 attempts. The account can then only be unlocked with the help of a DBA.



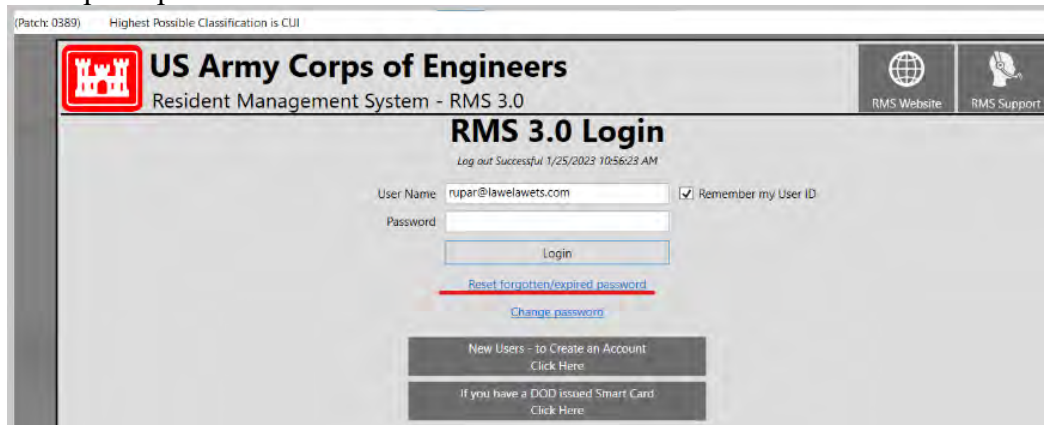
After Fix: Log into RMS 3.0 with an expired password.



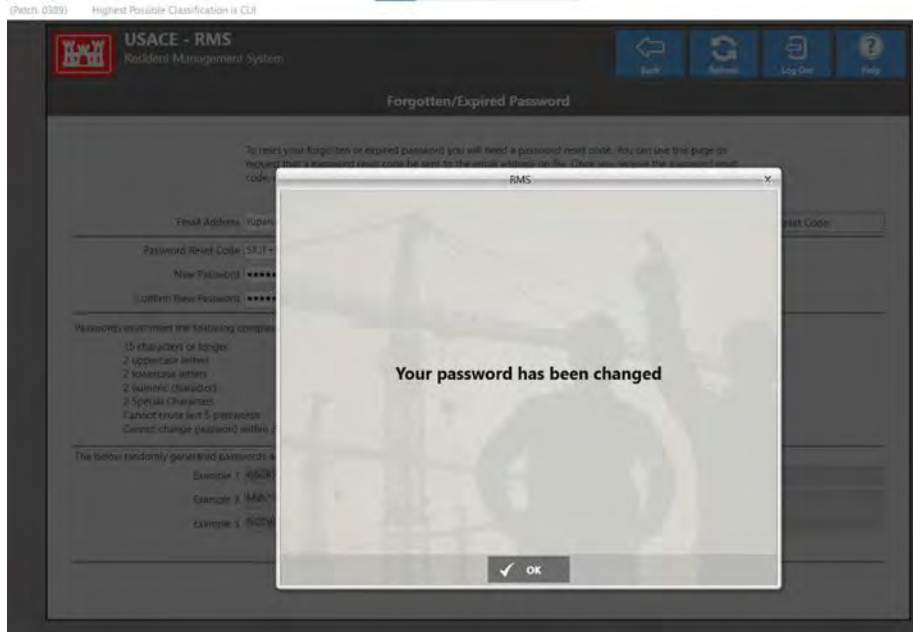
### Attempting to log into RMS with a locked account.



User should need to use the “Reset forgotten/expired password” link on Login Page to change the expired password.



On the Forgotten/Expired Password screen, the expired password can be changed, and after the password is changed successfully, the user may proceed to log into RMS 3.0.



### 2.16 Progress Payment Edit View - Periodic Calculation

Location in System: Finances module >> Progress Payments submodule >> Progress Payment Selection View >> Progress Payment Edit View.

Problem Statement: When the “Periodic Calculation” method is applied, RMS incorrectly includes the cumulative Stored Materials value in the same fashion it includes "Earnings this Pay Period".

Fix Description: Periodic Calculation correctly uses Pay Period Earnings to calculate Additional Earnings.

Before Fix:

Invoice	Requested Activity Earnings	Allowed Activity Earnings	Subcontractor Earnings	Allowed CLIN Earnings	Additional Earnings	Obligations	Document Package
<b>Additional Earnings</b>							
<b>Activity Earnings</b>		<b>Previous Total Earnings</b>	<b>Total Earnings To Date</b>	<b>Invoice No. 2</b>	<b>Estimated Stored Materials included in Activity Earnings</b>		
Total Allowed Activity Earnings to Date		\$800,000.00	\$1,000,000.00	\$200,000.00	\$0.00		
<b>Additional Allowed Earnings not included in above Activity Earnings</b>							
Additional Stored Material		\$25,010.00	\$5,000.00	-\$20,010.00			
Preparatory Work		\$0.00	\$0.00	\$0.00			
Performance and Payment Bond		\$0.00	\$0.00	\$0.00			
<b>Subcontractor Deductions</b>							
Less Subcontractor Deductions held by Prime		\$0.00	\$0.00	\$0.00			
<b>Sum of Allowed Earnings to Date</b>							
Total Allowed Earnings		\$825,010.00	\$1,005,000.00	\$179,990.00			

PERIODIC CALCULATION: Use only information for this period  Total Allowed Earnings for this Pay Period Entered

RMS - Resident Management System (Patch: 0353) Highest Possible Classification is CUI

**Repair/Replace Transformer at Bldg. 5103**  
 [J1003810] W912UM19D0006 W912UM20F0065

Government Mode Home | Contract Selection | Contract Menu | Back | Refresh | Log Out | Help

Invoice No. 2 | Logs | Reports

Invoice | Requested Activity Earnings | Allowed Activity Earnings | Subcontractor Earnings | Allowed CLIN Earnings | Additional Earnings | Obligations | Document Package

**Obligation Line Items** | Search | Export

Drag a column header and drop it here to group by that column

Obligation Line Item No.	Available for Earnings	Earnings by Obligation	Retainage %	Retainage This Period	Other Deductions This Period	Retainage Refund This Period	Other Refunds This Period	Obligation This Period
> 0001	\$109,677,660.00	\$205,000.00	0	\$0.00	\$0.00	\$0.00	\$0.00	\$205,000.00
	\$109,677,660.00	\$205,000.00		\$0.00	\$0.00	\$0.00	\$0.00	\$205,000.00

Obligation Line Item No. 0001 VI-200007 REPAIR/REPLACE TRANSFORMER AT BLDG. 5103

Obligations in CEFMS	\$99,347.72	Previous Retainage	\$0.00
Previous Earnings	\$825,010.00	Total Retainage to Date	\$0.00
CEFMS Accrual	\$0.00	Previous Other Deduction	\$0.00
Available for Earnings	\$109,677,660.00	Total Other Deductions	\$0.00

**Invoice Completion**

1 Error:  
 Errors:  
 1. Obligations this period must equal earnings this period.

ENG 93 Completed

Send Payment to CEFMS

Invoice Info

Total Earnings this Period	\$179,990.00	± Retainage this Period	\$0.00
Earnings by Obligation	\$205,000.00	± Other Deductions	\$0.00
Variance	-\$25,010.00	Amount Due Contractor	\$179,990.00

Client:WPF.RMS.Vinvas.Finances.ProgressPaymentEdit -> ProgressPaymentEditView | 0 Messages | Support View

After Fix:

(Patch: 0386) Highest Possible Classification is CUI

**CY98 CDIP- Const. Airfield Control Tower**  
 [J1000009] 001895-3

Government Mode Home | Contract Selection | Contract Menu | Back | Refresh | Log Out | Help

Invoice No. 4 | Logs | Reports

Invoice | Requested Activity Earnings | Allowed Activity Earnings | Subcontractor Earnings | Allowed CLIN Earnings | Additional Earnings | Obligations | Document Package

**Additional Earnings**

Activity Earnings	Previous Total Earnings	Total Earnings To Date	Invoice No. 4	Estimated Stored Materials Included in Activity Earnings
Total Allowed Activity Earnings to Date	\$70,000.00	\$70,000.00	\$0.00	\$0.00
<b>Additional Allowed Earnings not included in above Activity Earnings</b>				
Additional Stored Material	\$2,510.00	\$5,000.00	\$2,490.00	
Preparatory Work	\$0.00	\$0.00	\$0.00	
Performance and Payment Bond	\$0.00	\$0.00	\$0.00	
<b>Subcontractor Deductions</b>				
Less Subcontractor Deductions held by Prime	\$0.00	\$0.00	\$0.00	
<b>Sum of Allowed Earnings to Date</b>				
Total Allowed Earnings	\$72,510.00	\$75,000.00	-\$2,490.00	

PERIODIC CALCULATION: Use only information for this period |  Total Allowed Earnings for this Pay Period Entered

**CY98 CDIP- Const. Airfield Control Tower**  
[J1000009] 001895-3

Government Mode Home  
Contract Selection  
Contract Menu

Back Refresh Log Out Help

Invoice No. 4

Invoice Requested Activity Earnings Allowed Activity Earnings Subcontractor Earnings Allowed CLIN Earnings Additional Earnings Obligations Document Package

**Obligation Line Items**

Obligation Line Item No.	Available for Earnings	Earnings by Obligation	Retainage %	Retainage This Period	Other Deductions This Period	Retainage Refund This Period	Other Refunds This Period	Obligation This Period
0001	\$999,999,927,489.0	\$2,490.00	0	\$0.00	\$0.00	\$0.00	\$0.00	\$2,490.00
		\$999,999,927,489.0	\$2,490.00	\$0.00	\$0.00	\$0.00	\$0.00	\$2,490.00

Obligation Line Item No. 0001 CY98 CDIP- Const. Airfield Control Tower

Obligations in CEFMS	\$0.00	Previous Retainage	\$0.00
Previous Earnings	\$72,510.00	Total Retainage to Date	\$0.00
CEFMS Accrual	\$0.00	Previous Other Deduction	\$0.00
Available for Earnings	\$999,999,927,489.00	Total Other Deductions	\$0.00

Invoice Completion

No Errors

ENG 93 Completed

Send Payment to CEFMS

>ProgressPaymentEditView

## 2.17 Remove CUI, NATO, and Public Release columns from the database

Location in System: Contract Selection view >> Summary Reports module >> RMS Data Dictionary Report View.

Location in System: Contract Selection View >> District Library module >> Query Definitions submodule >> Query Definition Selection View >> District Query Definition Edit View.

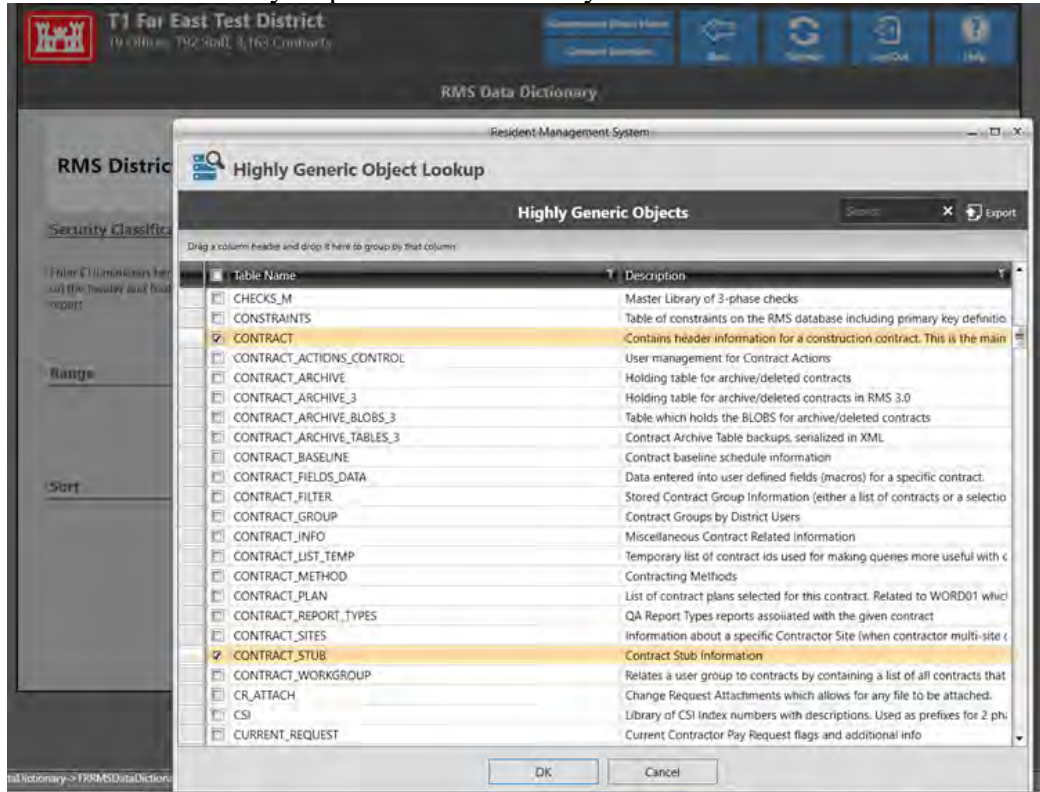
Problem Statement: Remove IS\_NATO, IS\_CUI, and PUBLIC\_RELEASE columns from the following database tables, and update the RMS Data Layer accordingly:

- CONTRACT
- CONTRACT\_STUB
- GOV\_DOCUMENT\_STORE
- SHARE\_DOCUMENT\_STORE
- TELERIK\_REPORT\_DISTRICT
- TELERIK\_REPORT\_SYSTEM

Fix Description: Any reference or fields related to IS\_NATO, IS\_CUI, and PUBLIC\_RELEASE are removed from the Data Layer objects and from the Database.

**Note:** Due to this change made to the database, previous patch versions will no longer be functional.

Before Fix: Summary Reports – Database Layer.



**RMS Data Dictionary** 20 Jan 2023  
T1 Far East Test District

US Army Corps of Engineers

Field Name	Field Type	Field Size	Currency Code	Null?	Default Value	Field Label	Description
FA_AUTHORIZED_AMT	NUMBER	18.20	US	N	0	FA Authorized	Total Authorized amount
FA_OBLI_TOT	NUMBER	0	LC	N	0	Funding account obligations	Funding Account Obligations
FC_AUTHORIZED_AMT	NUMBER	18.20	LC	N	0	Authorized Amount in FC	Authorized Amount in FC
FCOMP_ACT	DATE	0		Y		Final Payment - Act	Final Payment Actual Date
FCOMP_SCH	DATE	0		Y		Final Payment - Sch	Final Payment Scheduled Date
FLSTATUS	VARCHAR2	100		Y		Contract Status	Contract status (as reported to PROMIS)
FLUX_TODATE	NUMBER	18.20	US	N	0	FC Flux To-Date	Total foreign currency flux to date
FMT_CONTRACT_DELIVERY	VARCHAR2	35		Y		Contract/Delivery Order No.	Formatted contract number/delivery order number (removes the NA for non delivery order contracts)
FUND_METHOD	VARCHAR2	1	X	Y		Funding Method	Funding Method A-Available Funds P-Preplanned M-Manual payment funding
FUND_TYPE	VARCHAR2	2		Y		Primary Fund Type	Primary fund type
FUNDTYPE_GREF	RAW	16		Y			References REC_GUID of FUNDTYPE table
FY	VARCHAR2	4		Y		Fiscal Year	Fiscal Year
GMOD456_AMT	NUMBER	18.20	US	N	0	Status 4, 5, 6 Mods	Sum of all transaction code 4,5, and 6 mod amount
GMOD456_TIME	NUMBER	0	I	N	0	Status 4, 5, 6 Mod Time	Sum of all transaction code 4,5, and 6 mod time
GMOD56_AMT	NUMBER	18.20	US	N	0	Status 5, 6 Mods	Sum of all transaction code 5, and 6 mod amount
GMOD56_TIME	NUMBER	0	I	N	0	Status 5, 6 Mod Time	Sum of all transaction code 5, and 6 mod time
GMOD6_AMT	NUMBER	18.20	US	N	0	Status 6 Mods	Sum of all transaction code 6 mod amount
GMOD6_TIME	NUMBER	0	I	N	0	Status 6 Mod Time	Sum of all transaction code 6 mod time
HOME_DISTRICT_EROC	VARCHAR2	2		Y		Home district EROC	Used for districts to find all of their work even if that work is being hosted for another district
IFB_NUMBER	VARCHAR2	50		Y		IFB Number	IFB Number
INSURANCEBY	VARCHAR2	1	X	Y		Insurance Tracked by	Gov/KTR insurance data entry toggle
INSURANCEBY_OCVERSION	NUMBER	0	I	N	0	QC Version	Gov/KTR insurance data entry version
IS_AE_CONTRACT	VARCHAR2	1	L	N	'N'	AE Contract Indicator	AE Contract Indicator
IS_ARCHIVING	VARCHAR2	1	L	N	'N'	Contract Archiving	Contract is in the Archiving or Unarchiving process
IS_CUI	VARCHAR2	1	X	Y		Contract is CUI?	Is a CUI Contract
IS_DREDGING	VARCHAR2	1	L	N	'N'	Dredging Contract?	Is this a Dredging Contract (Y/N)
IS_NATO	VARCHAR2	1	X	Y		Contract is NATO?	Is a NATO Contract
ISSUES_CUSTOMER	CLOB	0		Y		Contract Issues - Customer	Status/Issues to client
ISSUES_USACE	CLOB	0		Y		Contract Issues - USACE	Construction Manager's Report Status/Issues Narrative
KTR_EVAL_ACT	DATE	0		Y		DD2626 - Act	Contractor evaluation actual completion date
KTR_EVAL_RD	VARCHAR2	1	L	N	'Y'	DD2626 Required?	Contractor evaluation required (Y - yes)
KTR_EVAL_SCH	DATE	0		Y		DD2626 - Sch	Contractor evaluation scheduled completion date

District Library - Query Definition – Database

CONTRACT_ID	IS_NATO	IS_CUI	PUBLIC_RELEASE
J1000711	N	N	N
J1001564	N	N	Y
J1002030	N	N	N
J1001182	N	N	Y
J1002213	N	N	Y

After Fix: The fields IS\_CUI, IS\_NATO, and PUBLIC\_RELEASE are not present in the CONTRACT, CONTRACT\_STUB, GOV\_DOCUMENT\_STORE, SHARE\_DOCUMENT\_STORE, and TELERIK\_REPORT\_DISTRICT tables in Summary Reports – RMS Data Layer.

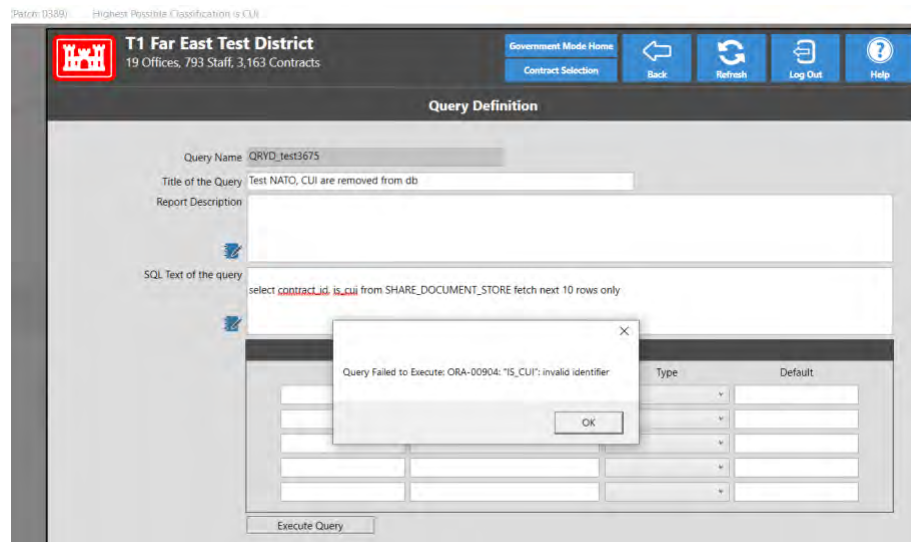
Query for Database table:

Query Name: QRYD\_test3675  
Title of the Query: Test NATO, CUI are removed from db  
Report Description:  
SQL Text of the query: select contract\_id, public\_release from CONTRACT fetch next 5 rows only

Query Failed to Execute: ORA-00904: "PUBLIC\_RELEASE": invalid identifier

Query Name: QRYD\_test3675  
Title of the Query: Test NATO, CUI are removed from db  
Report Description:  
SQL Text of the query: select contract\_id, is\_nato from GOV\_DOCUMENT\_STORE fetch next 5 rows only

Query Failed to Execute: ORA-00904: "IS\_NATO": invalid identifier



## 2.18 Unlock Progress Payment - New Module

Location in System: District Office module >> Unlock Progress Payment submodule.

**Problem Statement:** When a user incorrectly closes RMS or has the connection closed unexpectedly while working in a Progress Payment, the stale lock is not removed for the invoice preventing other users from editing the payment. Currently, the only way to remove that lock is for a DBA to manually remove it from the database. There needs to be a way for District Administrators to unlock RMS payments when a payment has been locked by a user and the user is no longer in the payment.

**Fix Description:** A new “Unlock Progress Payment” module has been added in the District Office menu. It will display a grid list of all current Progress Payments locked in the District to include Contract Number/Delivery Order, Contract Title, RMS Contract ID, Invoice Number, and name of the user account holding the lock. Only the Delete button is active on this grid.

District Administrators have ability to delete Progress Payment locks in the Unlock Progress Payments module if a 15-minute wait time is not acceptable for a user.

**Note:** If a user is inside the payment when the lock is removed and attempts to back out of the payment, a message is provided to the user that no changes will be saved upon backing out of the payment since the lock was removed.

Before Fix: No such module existed.

After Fix:

**T1 Far East Test District**  
19 Offices, 793 Staff, 3,163 Contracts

Government Mode Home | Contract Selection | Back | Refresh | Log Out | Help

### District Office Menu

The RMS District Office contains the items maintained by the District Office. This provides uniformity of field offices in areas considered appropriate.

District Office	Position Titles	Contract User Roles	District Policy
Prime Contractors	FY Baseline Placement	Dredge Names	Archived Contracts
Contract Security Classification	Unlock Progress Payment		

1 (Patch: 0389) Highest Possible Classification is CUI

**T1 Far East Test District**  
19 Offices, 793 Staff, 3,163 Contracts

Government Mode Home | Contract Selection | Back | Refresh | Log Out | Help

### Unlock Progress Payments

Delete [Search] [Export]

Drag a column header and drop it here to group by that column.

Contract Number	Contract Title	Contract ID	Invoice	Lock Holder Name	Lock Age (min)
> 2010-MFH-0122 NA	CY09 ROKFC IN-KIND F09R606 CONSTRUCT HOT	J1002603	1	Rupa Rusum	12.34
001895-3 NA	CY98 CDIP- Const. Airfield Control Tower	J1000009	4	Rupa Rusum	17.36

2 (Patch: 0389) Highest Possible Classification is CUI

**T1 Far East Test District**  
19 Offices, 793 Staff, 3,163 Contracts

Government Mode Home | Contract Selection | Back | Refresh | Log Out | Help

### Unlock Progress Payments

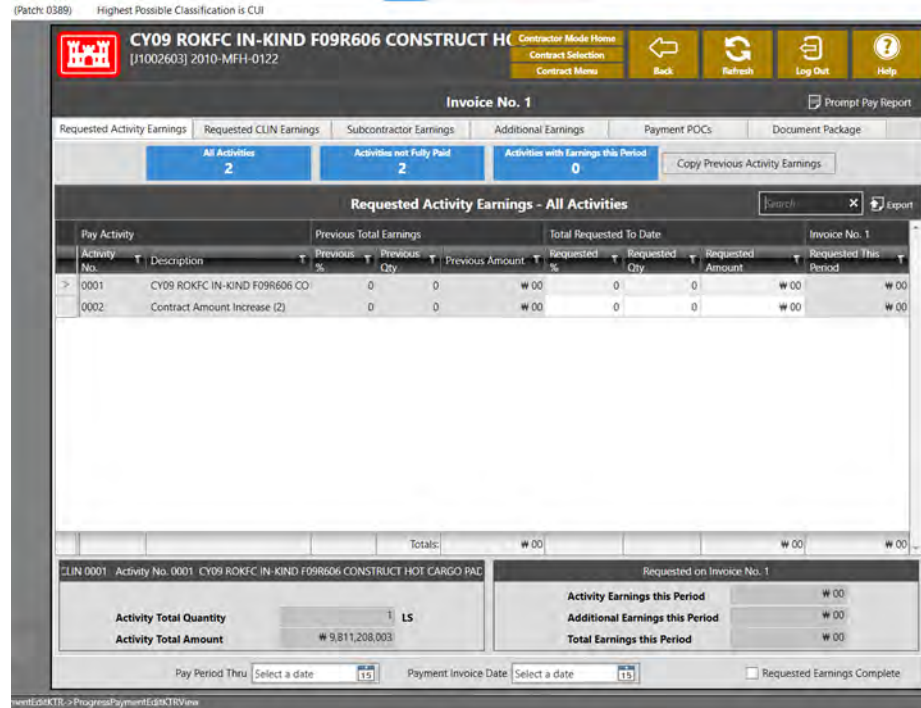
Delete [Search] [Export]

Contract Number	Contract Title	Contract ID	Invoice	Lock Holder Name	Lock Age (min)
> 2010-MFH-0122 NA	CY09 ROKFC IN-KIND F09R606 CONSTRUCT HOT	J1002603	1	Rupa Rusum	12.34
001895-3 NA	CY98 CDIP- Const. Airfield Control Tower	J1000009	4	Rupa Rusum	17.36

**Stale payment locks will be removed naturally when they are older than 15 minutes. Please confirm you would still like to delete the lock for Rupa Rusum.**

Yes No

Once the lock is removed by a District Administrator, any user can access the same invoice to edit and/or complete it.



## 2.19 RMS Staff - Refine delete eligibility.

Location in System: RMS Staff module >> RMS Staff Edit View.

Problem Statement: In the RMS Staff module, there is code to prevent deletion of accounts an RMS ID that starts with “S0”. However, there is also code to prevent deletion for other criteria as defined in STAFF\_cdo.IsDeletionAllowed(). When that criteria is invoked, there is no user feedback and no Delete operation, giving the appearance that the Delete button does not work. Further, there is code in play that disables the Delete button for yet another set of criteria. These various sets of criteria need to be compiled together and a consistent response needs to be presented.

Fix Description: Staff can be protected from deletion or being made inactive by checking the “Protected” checkbox in the RMS Staff Edit View, and only RMS Support staff members are authorized to do so.

Before Fix:

The screenshot shows the RMS Staff Selection View for T1 Far East Test District. The top navigation bar includes 'Government Mode Home', 'Contract Selection', 'Back', 'Refresh', 'Log Out', and 'Help'. The main content area displays staff statistics: All (792), Active (556), and Inactive (236). Below this is a table of staff members with columns for Sort Name, RMS ID, Office Name, Active, Last Logged In, and Deleted Staff. The 'Delete' button is visible and active in the top right of the staff list area.

After Fix: Upon entering the RMS Staff Selection View, the Delete button is disabled.

The screenshot shows the RMS Staff Selection View for T1 Far East Test District after the fix. The top navigation bar is identical to the previous screenshot. The main content area displays staff statistics: All (792), Active (555), and Inactive (237). Below this is a table of staff members with columns for Sort Name, RMS ID, Office Name, Active, Last Logged In, and Deleted Staff. The 'Delete' button is now disabled (greyed out) in the top right of the staff list area.

Open any staff record and enable the “Protected” checkbox. Confirm that the “Inactive Staff Member” checkbox was disabled. This is only visible for RMS Support staff members.

(Patch: 0386) Highest Possible Classification is CUI

**T1 Far East Test District**  
19 Offices, 792 Staff, 3,161 Contracts

Government Mode Home | Contract Selection | Back | Refresh | Log Out | Help

**RMS Staff - User ID J1MMIMK9**

RMS User CAC Card

Staff record NOT linked to RMS 3 login account

Link Staff record | Enable Non CAC Login

Protected

Inactive Staff Member

Support Staff Member from another District/Division/HQ

Will this person be a District POC for RMS/QCS Tech Support

Receive Emails regarding RMS and QCS Updates and News

No access to government estimate on change request register

Contract roles for this user will be:  District Wide  By Office

Contract Rights  Show All Offices

District Admin Rights: No District Admin Rights

Office Admin Rights:  Show All Offices

District Wide Read-Only

Inability to delete the record:

System (Patch: 0386) Highest Possible Classification is CUI

**T1 Far East Test District**  
19 Offices, 792 Staff, 3,161 Contracts

Government Mode Home | Contract Selection | Back | Refresh | Log Out | Help

All 792  
Active 555 | Inactive 237

District Administrators - Full: 36  
District Administrators - Partial: 49  
District Wide Read Access: 280

Office Administrators

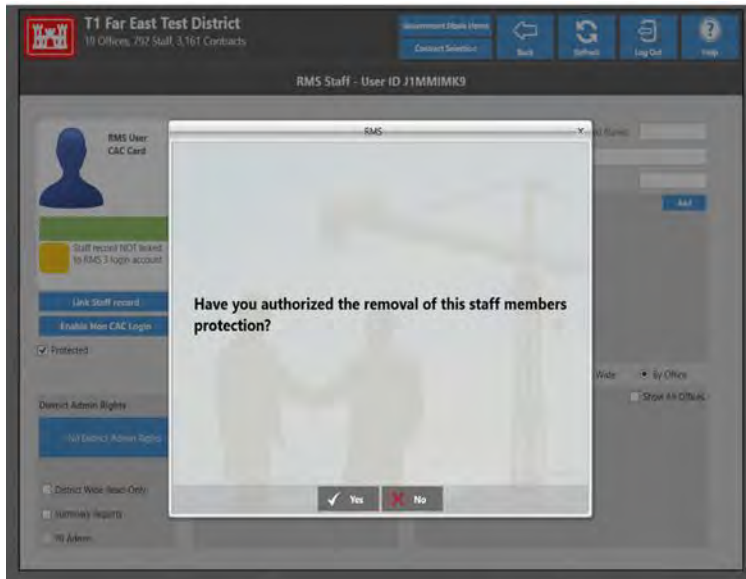
	Full	Partial
Pyongtaek Resident Office	0	1
Construction Division	0	1
T1 Far East Test District	0	1
Quality Assurance Branch	0	1

All Staff

Protected staff member may not be deleted.

Sort Name	RMS ID	Office Name	Active	Last Logged In	Deleted Staff
<Name not set>	J1MMIMK9	T1 Far East Test District	<input checked="" type="checkbox"/>		
<Name not set>	HQRMSTTL	T1 Far East Test District	<input checked="" type="checkbox"/>		
<Name not set>	LTRMSPWE	T1 Far East Test District	<input checked="" type="checkbox"/>		
<Name not set>	RMSHQJRW	T1 Far East Test District	<input checked="" type="checkbox"/>		

Only RMS staff can add or remove Protection from a staff record. The authorization pop-up displayed below will appear when an RMS Support staff member selects to remove Protection from a staff record.



## 2.20 Final Payment Due Date being calculated off date sent to CEFMS

Location in System: RMS Staff module >> RMS Staff Edit View.

Problem Statement: Calculation of the final payment date is based off the CEFMS Sent Date instead of the Invoice Received Date.

Fix Description: The Payment Due Date is calculated based on the Invoice Received Date when there is no Contract Settlement Date on the final invoice.

Before Fix: List of contracts that do not have Contract Settlement Dates.

GS	CEFMS_ENGR3_EMAIL_SENT_DATE	CONTRACT_ID	CONTRACT_SETTLEMENT_DATE	CURRENT_COMPLETION	CURRENT_CWE	CURRENT_DED	CURRENT_DEDUCTIONS	CURRENT_EARNINGS	CURRENT_OTHER_REFUND	CURRENT_PAYME
N		J1001003		11/30/2003 12:00:00 AM	0	0	0	800000	0	800000
N		J1000660		4/14/2003 12:00:00 AM	0	0	0	4950791	0	4950791
N		J1000791		2/28/2003 12:00:00 AM	0	0	0	3900	0	3900
N		J1NR5616		12/3/2001 12:00:00 AM	0	0	0	1000000	0	1000000
N		J1000487		10/8/2002 12:00:00 AM	0	0	0	0	0	0
N		J1000457		5/5/2002 12:00:00 AM	0	0	0	3015.20	0	3015.20
N		J1000490		10/12/2002 12:00:00 AM	0	0	0	4200	0	4200
N		J1000325		11/11/2001 12:00:00 AM	0	0	0	30500	0	30500
N		J1NR7665		12/26/2001 12:00:00 AM	0	0	0	2648093	0	2648093
N		J1000884		12/15/2003 12:00:00 AM	0	0	0	6199.20	0	6199.20
N		J1000993		1/1/2004 12:00:00 AM	0	0	0	7053000	0	7053000
N		J1001031		11/6/2003 12:00:00 AM	0	0	0	6109630	0	6109630
N		J1NR7659		6/5/2001 12:00:00 AM	0	0	0	0	0	5407864
N		J1000856		8/7/2003 12:00:00 AM	0	0	0	6947346	0	6947346
N		J1000793		3/29/2003 12:00:00 AM	0	0	0	55481622	0	55481622
N		J1000205		8/4/2003 12:00:00 AM	0	0	0	3000000	0	3000000
N		J1002601		7/1/2002 12:00:00 AM	0	0	0	3000000	0	3000000

When the Contract Settlement Date is null, the Payment Due date is not being calculated.

The screenshot shows the 'Progress Payments' section of the software. At the top, it displays '29 Upgrade Storage Tank Removal & 1 AST' with contract details. Below this is a table with columns: Invoice No., Pay Period Thru, CEFMS Approval Date, Earnings to Date, Earnings this Period, Deduction this Period, Refunds this Period, and Due Contractor this Period. The table contains five rows of invoice data. Below the table, a red message states: 'This is a final invoice - Contract Settlement Date needs to be entered in CEFMS.' At the bottom, the 'Payment Status' section shows various checkboxes and dates. The 'Payment Due' field is currently blank, with a dropdown menu open showing 'Select a date'.

Invoice No.	Pay Period Thru	CEFMS Approval Date	Earnings to Date	Earnings this Period	Deduction this Period	Refunds this Period	Due Contractor this Period
1	01/31/2003	02/04/2003	₩ 192,658,089	₩ 192,658,089	₩ 00	₩ 00	₩ 192,658,089
2	03/31/2003	04/11/2003	₩ 264,833,833	₩ 72,175,744	₩ 00	₩ 00	₩ 72,175,744
3	06/30/2003	07/11/2003	₩ 286,833,833	₩ 22,000,000	₩ 00	₩ 00	₩ 22,000,000
4	08/31/2003	09/09/2003	₩ 329,533,833	₩ 42,700,000	₩ 00	₩ 00	₩ 42,700,000
5	11/30/2003	01/29/2004	₩ 334,484,624	₩ 4,950,791	₩ 00	₩ 00	₩ 4,950,791

After Fix: When Contract Settlement Date is null, the Payment Due will calculate based on the Invoice Date + Period days.

This screenshot is identical to the one above, but the 'Payment Due' field in the 'Payment Status' section is now populated with the date '1/16/2004'. A red horizontal line is drawn under the 'Payment Due' field to highlight the change.

## 2.21 Prompt Payment Certification Report Table Layout Issue

Location in System: Contract Reports module >> Prompt Pay Certification Report.

Problem Statement: When there are 5 or more Subcontractors, the table on the report prints 5 on the first page with the signature block. Then, the rest of the subcontractor move to page 2, and another signature block is created.


Fix Description: Signature block and warning display only on first page of the report and the list of Subcontractors overflow to one or more pages.

Before Fix:

Contractor Full Name	Responsibility Code	Trade	Subcontract Amount
	001		\$0.00
	0015		\$0.00
	0014		\$0.00
	0013		\$0.00
	0012		\$0.00
	0011		\$0.00
	0010		\$0.00
	0016		\$0.00
	009		\$0.00
	007		\$0.00
	008		\$0.00
	0017		\$0.00
contractor 2	002		\$0.00
contractor 3	003		\$0.00
contractor 4	004		\$0.00
Contractor 5	005		\$0.00
contractor 6	006		\$0.00

Progress Payment Invoice 3 contains Subcontractors in Contractor Mode.

Subcontractor Name	Amount Subcontracted	Previous Subcontractor Payments (Excluding Deductions)	Subcontractor Amount Included in this Payment Estimate	Subcontractor Earnings Deducted by Contractor (Total to Date)
001	\$0.00	\$0.00	\$0.00	\$0.00
0010	\$0.00	\$0.00	\$0.00	\$0.00
0011	\$0.00	\$0.00	\$0.00	\$0.00
0012	\$0.00	\$0.00	\$0.00	\$0.00
0013	\$0.00	\$0.00	\$0.00	\$0.00
0014	\$0.00	\$0.00	\$0.00	\$0.00
0015	\$0.00	\$0.00	\$0.00	\$0.00
0016	\$0.00	\$0.00	\$0.00	\$0.00
0017	\$0.00	\$0.00	\$0.00	\$0.00
007	\$0.00	\$0.00	\$0.00	\$0.00
008	\$0.00	\$0.00	\$0.00	\$0.00
009	\$0.00	\$0.00	\$0.00	\$0.00
contractor 2	\$0.00	\$0.00	\$0.00	\$0.00
contractor 3	\$0.00	\$0.00	\$0.00	\$0.00
contractor 4	\$0.00	\$0.00	\$0.00	\$0.00
Contractor 5	\$0.00	\$0.00	\$0.00	\$0.00
contractor 6	\$0.00	\$0.00	\$0.00	\$0.00
Dongluok Structures & Const. Co., Ltd	\$0.00	\$0.00	\$0.00	\$0.00



**Prompt Payment Certification**

DACAB1-01-C-A014 FY01 FKL ELECTRICAL PROJECTS (US \$)

J1000109

18 Jan 2023

Prompt Payment Certification and Supporting Data For Contractor Payment Invoice					
(1) Contract No: DACAB1-01-C-A014		(2) Location and Description of Work: Kunsan Air Base, Korea FY01 FKL ELECTRICAL PROJECTS (US \$)		(3) Estimate No.: 3	
			(4) Invoice Date: 01/18/2023		
(5) Contractor Official (name and address) to whom payment is to be sent: WOOH BANK HEAD OFFICE #003, HAKOEHYON-DONG 1-GA, CHUNG-KU SEOUL			(6) Discount Terms: 7 Days 0.0220 Percent		
(7) If Notice of Assignment has been filed, enter name of Assignee to whom payment is to be sent:			(8) Name, Title, phone number, and mailing address of person to be notified in event of a defective invoice:		
(9) Subcontractor Name	(10) Total Amount Subcontracted	(11) Previous Subcontractor Payments (Excluding Deductions)	(12) Subcontractor Amount Included in this Payment Estimate (Excluding Deductions)	(13) ** Subcontractor Earnings Deductions by Contractor (Total to Date)	
001	\$0.00	\$0.00	\$0.00	\$0.00	\$0.00
0010	\$0.00	\$0.00	\$0.00	\$0.00	\$0.00
0011	\$0.00	\$0.00	\$0.00	\$0.00	\$0.00
0012	\$0.00	\$0.00	\$0.00	\$0.00	\$0.00
0013	\$0.00	\$0.00	\$0.00	\$0.00	\$0.00

\*\* A written notice of any withholding shall be issued to a subcontractor (with a copy to the Contracting Officer) of any such issued by the Contractor specifying (1) the amount to be withheld, (2) the specific causes for the withholding under the terms of the subcontract, and (3) the remedial actions to be taken by the subcontractor in order to receive payment of the amount withheld. Attach copy of notification to pay estimate. Reference FAR 52.232-27(g).

I hereby certify, to the best of my knowledge and belief, that:

- (1) The amounts requested are only for performance in accordance with specifications, terms, and conditions of the contract.
- (2) All Payments due to subcontractors and suppliers from previous payments received under the contract have been made, and timely payments will be made from the proceeds of the payments covered by this certification, in accordance with subcontract agreements and the requirements of Chapter 39 or Title 31, United States Code, and
- (3) This request for progress payments does not include any amounts which the prime contractor intends to withhold or retain from a subcontractor or supplier in accordance with the terms and conditions of the subcontract.
- (4) This certification is not to be construed as final acceptance of a subcontractor's performance.

Signature \_\_\_\_\_ Date \_\_\_\_\_

Typed Name and Title \_\_\_\_\_

Page 1 of 4 Sorted by Activity No.



**Prompt Payment Certification**

DACAB1-01-C-A014 FY01 FKL ELECTRICAL PROJECTS (US \$)

J1000109

18 Jan 2023

0014	\$0.00	\$0.00	\$0.00		
0015	\$0.00	\$0.00	\$0.00		
0016	\$0.00	\$0.00	\$0.00		

\*\* A written notice of any withholding shall be issued to a subcontractor (with a copy to the Contracting Officer) of any such issued by the Contractor specifying (1) the amount to be withheld, (2) the specific causes for the withholding under the terms of the subcontract, and (3) the remedial actions to be taken by the subcontractor in order to receive payment of the amount withheld. Attach copy of notification to pay estimate. Reference FAR 52.232-27(g).

I hereby certify, to the best of my knowledge and belief, that:

- (1) The amounts requested are only for performance in accordance with specifications, terms, and conditions of the contract.
- (2) All Payments due to subcontractors and suppliers from previous payments received under the contract have been made, and timely payments will be made from the proceeds of the payments covered by this certification, in accordance with subcontract agreements and the requirements of Chapter 39 or Title 31, United States Code, and
- (3) This request for progress payments does not include any amounts which the prime contractor intends to withhold or retain from a subcontractor or supplier in accordance with the terms and conditions of the subcontract.
- (4) This certification is not to be construed as final acceptance of a subcontractor's performance.

Signature \_\_\_\_\_ Date \_\_\_\_\_

Typed Name and Title \_\_\_\_\_

Page 2 of 4 Sorted by Activity No.

After Fix: Signature box and warning displays only on the first page of the report.

Prompt Payment Certification and Supporting Data For Contractor Payment Invoice				
(1) Contract No.: DACA81-C1-C-A014		(2) Location and Description of Work: Kunsan Air Base, Korea FY01 PKI ELECTRICAL PROJECTS (US \$)		(3) Estimate No.: 3
(5) Contractor Official (name and address) to whom payment is to be sent: WOORI BANK HEAD OFFICE #203, HYOBYON-DONG 1-GA, CHUNG-KU SEOUL			(4) Invoice Date: 01/18/2023	
(6) Discount Terms: 7 Days 0.0220 Percent			(7) Notice of Assignment has been filed, enter name of Assignee to whom payment is to be sent:	
(8) Name, title, phone number, and mailing address of person to be notified in event of a defective invoice:				
(9) Subcontractor Name	(10) Total Amount Subcontracted	(11) Previous Subcontractor Payments (Excluding Deductions)	(12) Subcontractor Amount Included in this Payment Estimate (Excluding Deductions)	(13) ** Subcontractor Earnings Deductions by Contractor (Total to Date)
001	\$0.00	\$0.00	\$0.00	\$0.00
0010	\$0.00	\$0.00	\$0.00	\$0.00
0011	\$0.00	\$0.00	\$0.00	\$0.00
0012	\$0.00	\$0.00	\$0.00	\$0.00

\*\* A written notice of any withholding shall be issued to a subcontractor (with a copy to the Contracting Officer) of any such issued by the Contractor specifying (1) the amount to be withheld, (2) the specific causes for the withholding under the terms of the subcontract, and (3) the remedial actions to be taken by the subcontractor in order to receive payment of the amount withheld. Attach copy of notification to pay estimate. Reference FAR 52.232-27(g).

I/they certify, to the best of my knowledge and belief, that:

- The amounts requested are only for performance in accordance with specifications, terms, and conditions of the contract.
- All payments due to subcontractors and suppliers from previous payments received under the contract have been made, and timely payments will be made from the proceeds of the payments covered by this certification, in accordance with subcontract agreements and the requirements of Chapter 39 or Title 31, United States Code; and
- This request for progress payments does not include any amounts which the prime contractor intends to withhold or retain from a subcontractor or supplier in accordance with the terms and conditions of the subcontract.
- This certification is not to be construed as final acceptance of a subcontractor's performance.

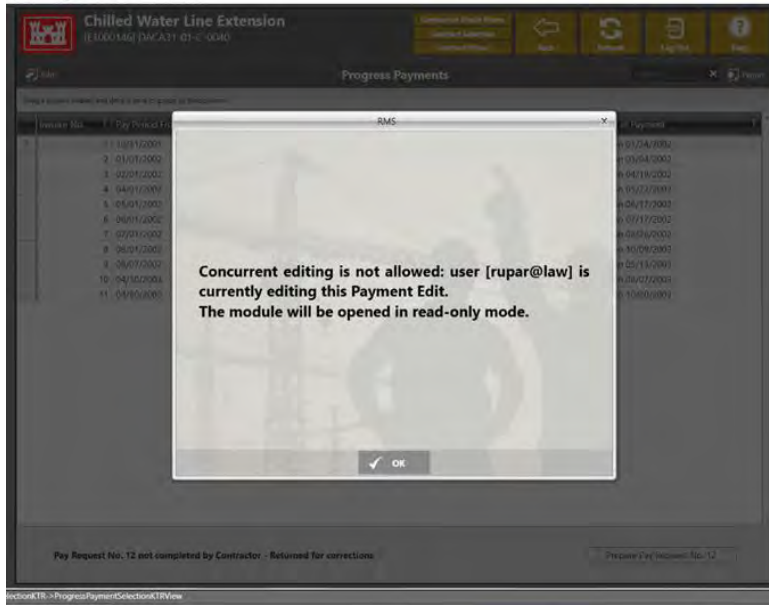
Signature \_\_\_\_\_ Date \_\_\_\_\_

Typed Name and Title \_\_\_\_\_

Page 1 of 3 Sorted by Activity No.

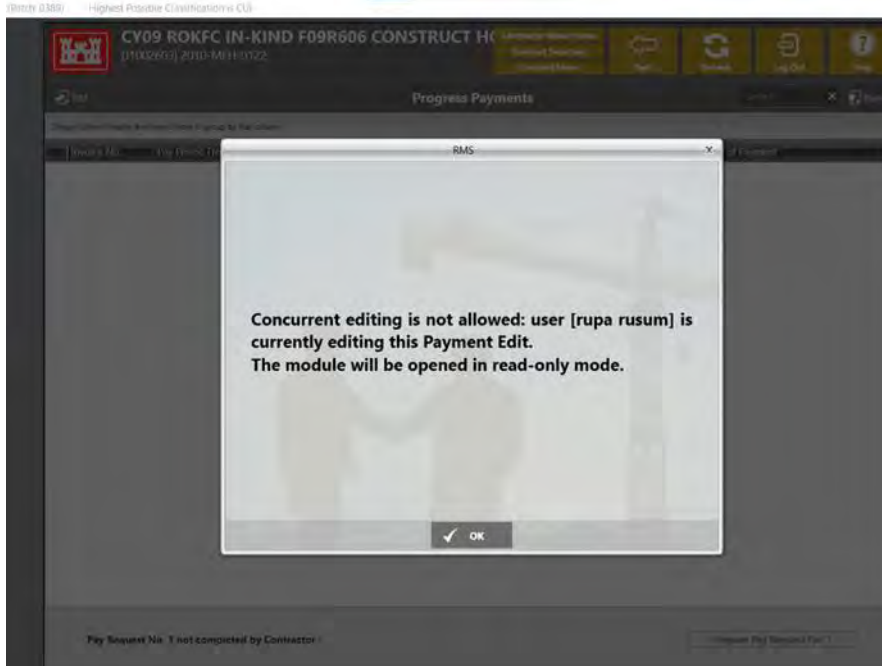
Prompt Payment Certification				
 U.S. Army Corps of Engineers DACA81-C1-C-A014 FY01 PKI ELECTRICAL PROJECTS (US \$) J1600109		18 Jan 2023		
(9) Subcontractor Name	(10) Total Amount Subcontracted	(11) Previous Subcontractor Payments (Excluding Deductions)	(12) Subcontractor Amount Included in this Payment Estimate (Excluding Deductions)	(13) ** Subcontractor Earnings Deductions by Contractor (Total to Date)
0010	\$0.00	\$0.00	\$0.00	\$0.00
0011	\$0.00	\$0.00	\$0.00	\$0.00
0012	\$0.00	\$0.00	\$0.00	\$0.00
0013	\$0.00	\$0.00	\$0.00	\$0.00
0014	\$0.00	\$0.00	\$0.00	\$0.00
0015	\$0.00	\$0.00	\$0.00	\$0.00
0016	\$0.00	\$0.00	\$0.00	\$0.00
0017	\$0.00	\$0.00	\$0.00	\$0.00
0018	\$0.00	\$0.00	\$0.00	\$0.00
0019	\$0.00	\$0.00	\$0.00	\$0.00
0020	\$0.00	\$0.00	\$0.00	\$0.00
0021	\$0.00	\$0.00	\$0.00	\$0.00
0022	\$0.00	\$0.00	\$0.00	\$0.00
0023	\$0.00	\$0.00	\$0.00	\$0.00
0024	\$0.00	\$0.00	\$0.00	\$0.00
0025	\$0.00	\$0.00	\$0.00	\$0.00
0026	\$0.00	\$0.00	\$0.00	\$0.00
0027	\$0.00	\$0.00	\$0.00	\$0.00
0028	\$0.00	\$0.00	\$0.00	\$0.00
0029	\$0.00	\$0.00	\$0.00	\$0.00
0030	\$0.00	\$0.00	\$0.00	\$0.00
0031	\$0.00	\$0.00	\$0.00	\$0.00
0032	\$0.00	\$0.00	\$0.00	\$0.00
0033	\$0.00	\$0.00	\$0.00	\$0.00
0034	\$0.00	\$0.00	\$0.00	\$0.00
0035	\$0.00	\$0.00	\$0.00	\$0.00
0036	\$0.00	\$0.00	\$0.00	\$0.00
0037	\$0.00	\$0.00	\$0.00	\$0.00
0038	\$0.00	\$0.00	\$0.00	\$0.00
0039	\$0.00	\$0.00	\$0.00	\$0.00
0040	\$0.00	\$0.00	\$0.00	\$0.00
0041	\$0.00	\$0.00	\$0.00	\$0.00
0042	\$0.00	\$0.00	\$0.00	\$0.00
0043	\$0.00	\$0.00	\$0.00	\$0.00
0044	\$0.00	\$0.00	\$0.00	\$0.00
0045	\$0.00	\$0.00	\$0.00	\$0.00
0046	\$0.00	\$0.00	\$0.00	\$0.00
0047	\$0.00	\$0.00	\$0.00	\$0.00
0048	\$0.00	\$0.00	\$0.00	\$0.00
0049	\$0.00	\$0.00	\$0.00	\$0.00
0050	\$0.00	\$0.00	\$0.00	\$0.00
0051	\$0.00	\$0.00	\$0.00	\$0.00
0052	\$0.00	\$0.00	\$0.00	\$0.00
0053	\$0.00	\$0.00	\$0.00	\$0.00
0054	\$0.00	\$0.00	\$0.00	\$0.00
0055	\$0.00	\$0.00	\$0.00	\$0.00
0056	\$0.00	\$0.00	\$0.00	\$0.00
0057	\$0.00	\$0.00	\$0.00	\$0.00
0058	\$0.00	\$0.00	\$0.00	\$0.00
0059	\$0.00	\$0.00	\$0.00	\$0.00
0060	\$0.00	\$0.00	\$0.00	\$0.00
0061	\$0.00	\$0.00	\$0.00	\$0.00
0062	\$0.00	\$0.00	\$0.00	\$0.00
0063	\$0.00	\$0.00	\$0.00	\$0.00
0064	\$0.00	\$0.00	\$0.00	\$0.00
0065	\$0.00	\$0.00	\$0.00	\$0.00
0066	\$0.00	\$0.00	\$0.00	\$0.00
0067	\$0.00	\$0.00	\$0.00	\$0.00
0068	\$0.00	\$0.00	\$0.00	\$0.00
0069	\$0.00	\$0.00	\$0.00	\$0.00
0070	\$0.00	\$0.00	\$0.00	\$0.00
0071	\$0.00	\$0.00	\$0.00	\$0.00
0072	\$0.00	\$0.00	\$0.00	\$0.00
0073	\$0.00	\$0.00	\$0.00	\$0.00
0074	\$0.00	\$0.00	\$0.00	\$0.00
0075	\$0.00	\$0.00	\$0.00	\$0.00
0076	\$0.00	\$0.00	\$0.00	\$0.00
0077	\$0.00	\$0.00	\$0.00	\$0.00
0078	\$0.00	\$0.00	\$0.00	\$0.00
0079	\$0.00	\$0.00	\$0.00	\$0.00
0080	\$0.00	\$0.00	\$0.00	\$0.00
0081	\$0.00	\$0.00	\$0.00	\$0.00
0082	\$0.00	\$0.00	\$0.00	\$0.00
0083	\$0.00	\$0.00	\$0.00	\$0.00
0084	\$0.00	\$0.00	\$0.00	\$0.00
0085	\$0.00	\$0.00	\$0.00	\$0.00
0086	\$0.00	\$0.00	\$0.00	\$0.00
0087	\$0.00	\$0.00	\$0.00	\$0.00
0088	\$0.00	\$0.00	\$0.00	\$0.00
0089	\$0.00	\$0.00	\$0.00	\$0.00
0090	\$0.00	\$0.00	\$0.00	\$0.00
0091	\$0.00	\$0.00	\$0.00	\$0.00
0092	\$0.00	\$0.00	\$0.00	\$0.00
0093	\$0.00	\$0.00	\$0.00	\$0.00
0094	\$0.00	\$0.00	\$0.00	\$0.00
0095	\$0.00	\$0.00	\$0.00	\$0.00
0096	\$0.00	\$0.00	\$0.00	\$0.00
0097	\$0.00	\$0.00	\$0.00	\$0.00
0098	\$0.00	\$0.00	\$0.00	\$0.00
0099	\$0.00	\$0.00	\$0.00	\$0.00
0100	\$0.00	\$0.00	\$0.00	\$0.00
0101	\$0.00	\$0.00	\$0.00	\$0.00
0102	\$0.00	\$0.00	\$0.00	\$0.00
0103	\$0.00	\$0.00	\$0.00	\$0.00
0104	\$0.00	\$0.00	\$0.00	\$0.00
0105	\$0.00	\$0.00	\$0.00	\$0.00
0106	\$0.00	\$0.00	\$0.00	\$0.00
0107	\$0.00	\$0.00	\$0.00	\$0.00
0108	\$0.00	\$0.00	\$0.00	\$0.00
0109	\$0.00	\$0.00	\$0.00	\$0.00
0110	\$0.00	\$0.00	\$0.00	\$0.00
0111	\$0.00	\$0.00	\$0.00	\$0.00
0112	\$0.00	\$0.00	\$0.00	\$0.00
0113	\$0.00	\$0.00	\$0.00	\$0.00
0114	\$0.00	\$0.00	\$0.00	\$0.00
0115	\$0.00	\$0.00	\$0.00	\$0.00
0116	\$0.00	\$0.00	\$0.00	\$0.00
0117	\$0.00	\$0.00	\$0.00	\$0.00
0118	\$0.00	\$0.00	\$0.00	\$0.00
0119	\$0.00	\$0.00	\$0.00	\$0.00
0120	\$0.00	\$0.00	\$0.00	\$0.00
0121	\$0.00	\$0.00	\$0.00	\$0.00
0122	\$0.00	\$0.00	\$0.00	\$0.00
0123	\$0.00	\$0.00	\$0.00	\$0.00
0124	\$0.00	\$0.00	\$0.00	\$0.00
0125	\$0.00	\$0.00	\$0.00	\$0.00
0126	\$0.00	\$0.00	\$0.00	\$0.00
0127	\$0.00	\$0.00	\$0.00	\$0.00
0128	\$0.00	\$0.00	\$0.00	\$0.00
0129	\$0.00	\$0.00	\$0.00	\$0.00
0130	\$0.00	\$0.00	\$0.00	\$0.00
0131	\$0.00	\$0.00	\$0.00	\$0.00
0132	\$0.00	\$0.00	\$0.00	\$0.00
0133	\$0.00	\$0.00	\$0.00	\$0.00
0134	\$0.00	\$0.00	\$0.00	\$0.00
0135	\$0.00	\$0.00	\$0.00	\$0.00
0136	\$0.00	\$0.00	\$0.00	\$0.00
0137	\$0.00	\$0.00	\$0.00	\$0.00
0138	\$0.00	\$0.00	\$0.00	\$0.00
0139	\$0.00	\$0.00	\$0.00	\$0.00
0140	\$0.00	\$0.00	\$0.00	\$0.00
0141	\$0.00	\$0.00	\$0.00	\$0.00
0142	\$0.00	\$0.00	\$0.00	\$0.00
0143	\$0.00	\$0.00	\$0.00	\$0.00
0144	\$0.00	\$0.00	\$0.00	\$0.00
0145	\$0.00	\$0.00	\$0.00	\$0.00
0146	\$0.00	\$0.00	\$0.00	\$0.00
0147	\$0.00	\$0.00	\$0.00	\$0.00
0148	\$0.00	\$0.00	\$0.00	\$0.00
0149	\$0.00	\$0.00	\$0.00	\$0.00
0150	\$0.00	\$0.00	\$0.00	\$0.00
0151	\$0.00	\$0.00	\$0.00	\$0.00
0152	\$0.00	\$0.00	\$0.00	\$0.00
0153	\$0.00	\$0.00	\$0.00	\$0.00
0154	\$0.00	\$0.00	\$0.00	\$0.00
0155	\$0.00	\$0.00	\$0.00	\$0.00
0156	\$0.00	\$0.00	\$0.00	\$0.00
0157	\$0.00	\$0.00	\$0.00	\$0.00
0158	\$0.00	\$0.00	\$0.00	\$0.00
0159	\$0.00	\$0.00	\$0.00	\$0.00
0160	\$0.00	\$0.00	\$0.00	\$0.00
0161	\$0.00	\$0.00	\$0.00	\$0.00
0162	\$0.00	\$0.00	\$0.00	\$0.00
0163	\$0.00	\$0.00	\$0.00	\$0.00
0164	\$0.00	\$0.00	\$0.00	\$0.00
0165	\$0.00	\$0.00	\$0.00	\$0.00
0166	\$0.00	\$0.00	\$0.00	\$0.00
0167	\$0.00	\$0.00	\$0.00	\$0.00
0168	\$0.00	\$0.00	\$0.00	\$0.00
0169	\$0.00	\$0.00	\$0.00	\$0.00
0170	\$0.00	\$0.00	\$0.00	\$0.00
0171	\$0.00	\$0.00	\$0.00	\$0.00
0172	\$0.00	\$0.00	\$0.00	\$0.00
0173	\$0.00	\$0.00	\$0.00	\$0.00
0174	\$0.00	\$0.00	\$0.00	\$0.00
0175	\$0.00	\$0.00	\$0.00	\$0.00
0176	\$0.00	\$0.00	\$0.00	\$0.00
0177	\$0.00	\$0.00	\$0.00	\$0.00
0178	\$0.00	\$0.00	\$0.00	\$0.00
0179	\$0.00	\$0.00	\$0.00	\$0.00
0180	\$0.00	\$0.00	\$0.00	\$0.00
0181	\$0.00	\$0.00	\$0.00	\$0.00
0182	\$0.00	\$0.00	\$0.00	\$0.00
0183	\$0.00	\$0.00	\$0.00	\$0.00
0184	\$0.00	\$0.00	\$0.00	\$0.00
0185	\$0.00	\$0.00	\$0.00	\$0.00
0186	\$0.00	\$0.00	\$0.00	\$0.00
0187	\$0.00	\$0.00	\$0.00	\$0.00
0188	\$0.00	\$0.00	\$0.00	\$0.00
0189	\$0.00	\$0.00	\$0.00	\$0.00
0190	\$0.00	\$0.00	\$0.00	\$0.00
0191	\$0.00	\$0.00	\$0.00	\$0.00
0192	\$0.00	\$0.00	\$0.00	\$0.00
0193	\$0.00	\$0.00	\$0.00	\$0.00
0194	\$0.00	\$0.00	\$0.00	\$0.00
0195	\$0.00	\$0.00	\$0.00	\$0.00
0196	\$0.00	\$0.00	\$0.00	\$0.00
0197	\$0.00	\$0.00	\$0.00	\$0.00
0198	\$0.00	\$0.00	\$0.00	\$0.00
0199	\$0.00	\$0.00	\$0.00	\$0.00
0200	\$0.00	\$0.00	\$0.00	\$0.00
0201	\$0.00	\$0.00	\$0.00	\$0.00
0202	\$0.00	\$0.00	\$0.00	\$0.00
0203	\$0.00	\$0.00	\$0.00	\$0.00
0204	\$0.00	\$0.00	\$0.00	\$0.00
0205	\$0.00	\$0.00	\$0.00	\$0.00
0206	\$0.00	\$0.00	\$0.00	\$0.00
0207	\$0.00	\$0.00	\$0.00	\$0.00
0208	\$0.00	\$0.00	\$0.00	\$0.00
0209	\$0.00	\$0.00	\$0.00	\$0.00
0210	\$0.00	\$0.00	\$0.00	\$0.00
0211	\$0.00	\$0.00	\$0.00	\$0.00
0212	\$0.00	\$0.00	\$0.00	\$0.00
0213	\$0.00	\$0.00	\$0.00	\$0.00
0214	\$0.00	\$0.00	\$0.00	\$0.00
0215	\$0.00	\$0.00	\$0.00	\$0.00
0216	\$0.00	\$0.00	\$0.00	\$0.00
0217	\$0.00	\$0.00	\$0.00	\$0.00
0218	\$0.00	\$0.00	\$0.00	\$0.00
0219	\$0.00	\$0.00	\$0.00	\$0.00
0220	\$0.00	\$0.00	\$0.00	\$0.00
0221	\$0.00	\$0.00	\$0.00	\$0.00
0222	\$0.00	\$0.00	\$0.00	\$0.00
0223	\$0.00	\$0.00	\$0.00	\$0.00
0224	\$0.00	\$0.00	\$0.00	\$0.00
0225	\$0.00	\$0.00	\$0.00	\$0.00
0226	\$0.00	\$0.00	\$0.00	\$0.00
0227	\$0.00	\$0.0		

Before Fix: Poor networking connections results in Invoice locks not being properly released, preventing users from editing/completing invoices even after 15 minutes.



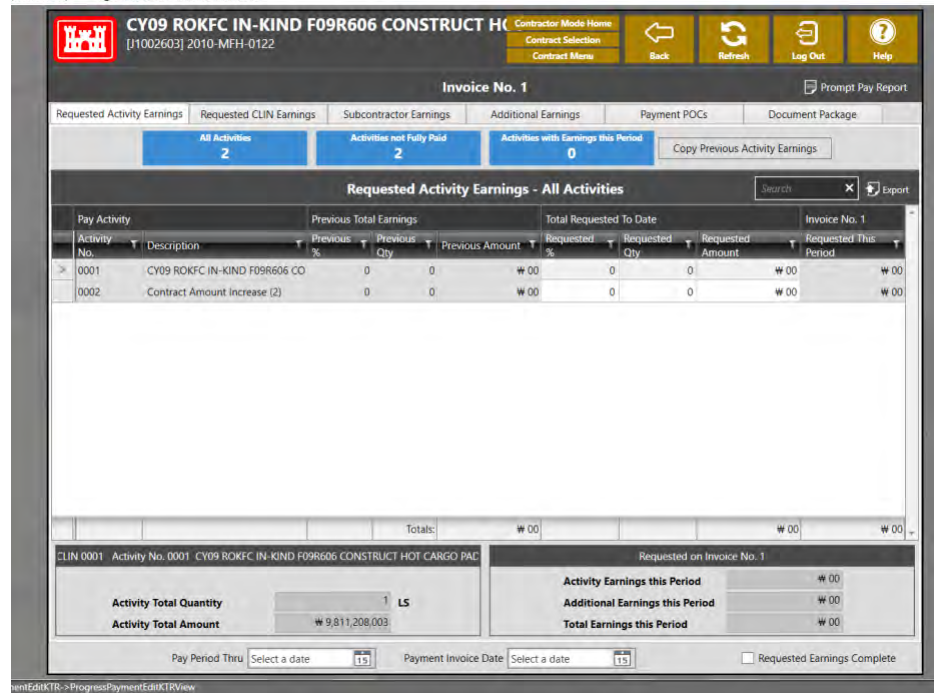
After Fix:

If the stale lock time has not expired, user will be provided with below message if attempting edit a Progress Payment that has been locked.



After 15 minutes, the stale lock will be removed by any user attempting to edit the same Progress Payment.

(Patch: 0389) Highest Possible Classification is CUI



### 2.23 RSG-17 - Add Status Option for Partial Merit for REAs in the Disputes/Claims submodule.

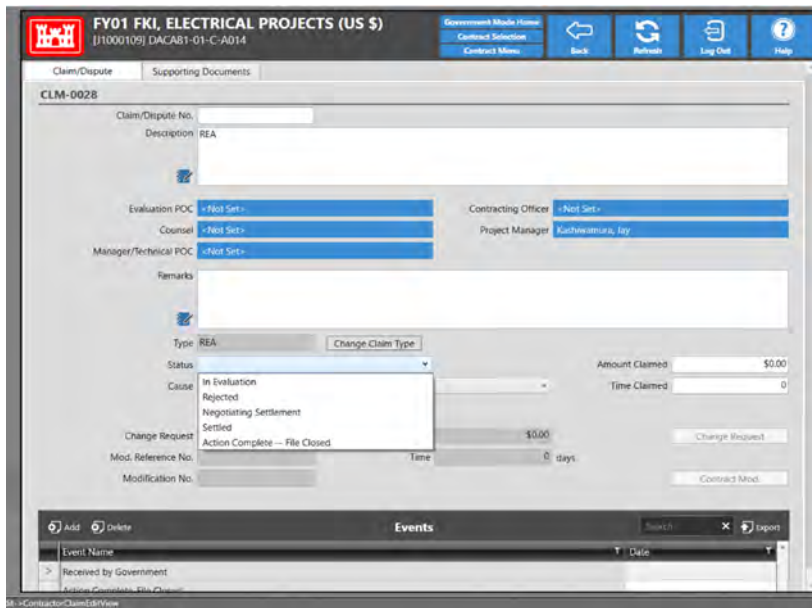
Location in System: Government Mode >> Finances module >> Contractor Claims/Disputes submodule >> Contractor Claim Edit View.

Problem Statement: It was requested that the ability to select the status of “Partial Merit Decision Issued” be added to the REA claim type in the Claims/Disputes submodule.

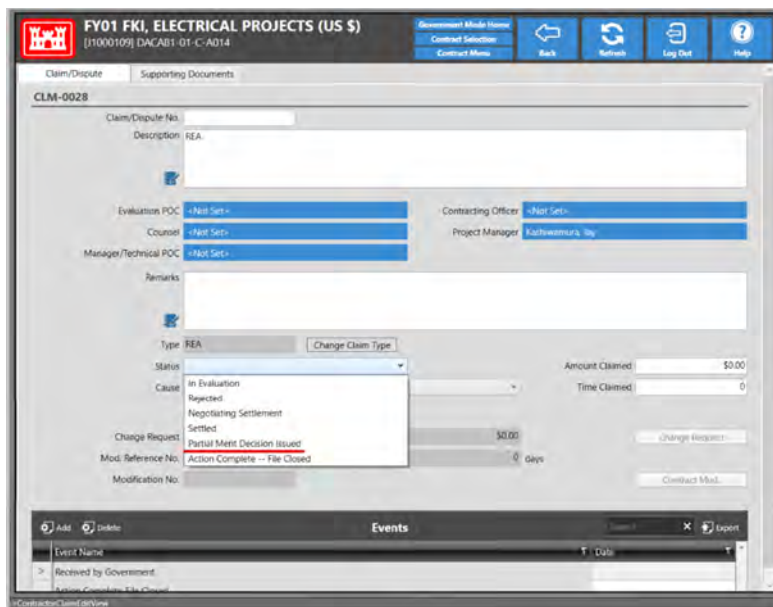
Fix Description: The status of “Partial Merit Decision Issued” has been added to the REA claim type in the Contractor Claims/Disputes submodule.

Before Fix:





After Fix:



## 2.24 RSG-21 - Add Ability to Choose Default Calculation Method on Progress Payments

Location in System: Government Mode >> Administration module >> Contract Setup submodule >> Payment/Modification tab.

Problem Statement: Previously, issues have occurred due to mod or other Contract Setup issues and when the STANDARD CALCULATION stops functioning correctly, the PERIODIC CALCULATION is used instead to calculate Obligations accurately for that Progress Payment. Currently, users have to manually select PERIODIC CALCULATION in a payment every time. If a mod processor forgets to select this calculation method when the STANDARD CALCULATION is not functioning correctly in a contract, Obligations end up being calculated

incorrectly and are sometimes pushed through. So, add the ability in Contract Setup to allow districts to choose the default calculation method that shows in Progress Payments.

Fix Description: An option was added in Contract Setup to set a default type of calculation that should be used on new payments. If the default is set, the new Progress Payment will reflect the Contract Setup selection. Users can still change the default calculation type on a Progress Payment under the Additional Earnings tab.

Before Fix:

The screenshot displays the 'Contract Setup' interface for 'FY01 FKI, ELECTRICAL PROJECTS (US \$)'. The 'Obligations for Payment' table is as follows:

Obligation Line Item No.	Obligation Title	Oblig Line Item Days	Refund Payment Days	Final Payment Days
> 0001	MLWR 99-1255, GENERATOR TRANSFORMERS	14	30	30
0002	MLWR 99-1016, REPLACE TRANSFORMERS	14	30	30
0003	MLWR 99-1257, REPAIR/UPGRADE ELECTRICAL DISTRIBUTI	14	30	30
0004	OPTIONAL ITEM NO. 0008 - C.I. #1	14	30	30

The 'Payment' section includes checkboxes for 'Progress Payments - Allow Additional Earnings not included in Activity Earnings' and 'Include All Activities on Prompt Payment Document'. Below are 'ACO Modifications' and 'CO Modifications' sections, each with fields for 'Issued By', 'Administered By', 'SF30 Signed By', and 'SF30 Title'.

After Fix:

[Patch: 0389] Highest Possible Classification is CUI

**FY01 MCP, UPGRADE WATER DIST. SYS (US \$)**  
[J1000101] LWCA81-01-C-A011

Government Mode Home  
Contract Selection  
Contract Menu

Back Refresh Log Out Help

**Contract Setup**

Administration/Funding | Payment/Modifications | Quality Assurance | Submittals/Schedule | Dredging | CUI

**Obligations for Payment**

Obligation Line Item No.	Obligation Title	Oblig Line Item Days	Refund Payment Days	Final Payment Days
0001	FY01 MCP, UPGRADE WATER DISTRIBUTION SYSTEM, PROPO	14	30	30
0002	C.I. #KCA202, MOD NO. A00001	14	30	30

**Payment:**

Progress Payments - Allow Additional Earnings not included in Activity Earnings  Include All Activities on Prompt Payment Document

Default Calculation Method: PERIODIC CALCULATION: Use only information for this period

**ACO Modifications**

Issued By: CDPOR-TT1 (A-East) End (Closed) [Select Office]

Administered By: CDPOR-EDIC - Central Resident Office [Select Office]

SF30 Signed By: [Name Set]

SF30 ACO Title: Administrative Contracting Officer

**CO Modifications**

Issued By: CDPOR-TT1 (A-East) End (Closed) [Select Office]

Administered By: CDPOR-EDIC - Central Resident Office [Select Office]

SF30 Signed By: [Name Set]

SF30 CO Title: Contracting Officer

**FY01 NAF,PN 46079 Army Lodging (US \$)**  
[J1000133] NAFKPS-01-C-A010

Government Mode Home  
Contract Selection  
Contract Menu

Back Refresh Log Out Help

**Contract Setup**

Administration/Funding | Payment/Modifications | Quality Assurance | Submittals/Schedule | Dredging | CUI

**Obligations for Payment**

Obligation Line Item No.	Obligation Title	Oblig Line Item Days	Refund Payment Days	Final Payment Days
0001	FY01 NAF,PN 46079 Army Lodging (US \$)	14	30	30
NC0001	FY01 NAF, Army Lodging, Cp Walker, Korea	14	30	30

**Payment:**

Progress Payments - Allow Additional Earnings not included in Activity Earnings  Include All Activities on Prompt Payment Document

Default Calculation Method: STANDARD CALCULATION: Use Total to Date values

**ACO Modifications**

**FY01 NAF,PN 46079 Army Lodging (US \$)**  
 [J1000133] NAFKP5-01-C-A010

Government Mode Home  
 Contract Selection  
 Contract Menu

Back Refresh Log Out Help

**Invoice No. 9** Logs Reports

Invoice Requested Activity Earnings Allowed Activity Earnings Subcontractor Earnings Allowed CLIN Earnings Additional Earnings Obligations Document Package

**Additional Earnings**

Activity Earnings	Previous Total Earnings	Total Earnings To Date	Invoice No. 9	Estimated Stored Materials Included in Activity Earnings
Total Allowed Activity Earnings to Date	\$2,333,833.94	\$2,333,833.94	\$0.00	\$0.00
<b>Additional Allowed Earnings not included in above Activity Earnings</b>				
Additional Stored Material	\$0.00	\$0.00	\$0.00	\$0.00
Preparatory Work	\$0.00	\$0.00	\$0.00	\$0.00
Performance and Payment Bond	\$0.00	\$0.00	\$0.00	\$0.00
<b>Subcontractor Deductions</b>				
Less Subcontractor Deductions held by Prime	\$0.00	\$0.00	\$0.00	\$0.00
<b>Sum of Allowed Earnings to Date</b>				
Total Allowed Earnings	\$2,333,833.94	\$2,333,833.94	\$0.00	

STANDARD CALCULATION: Use Total to Date values  Total Allowed Earnings for this Pay Period Entered

Note: CEFMS will not approve payments \$100M or over in U.S. Dollars

Change the Default Calculation Method to Periodic Calculation.

**FY01 NAF,PN 46079 Army Lodging (US \$)**  
 [J1000133] NAFKP5-01-C-A010

Government Mode Home  
 Contract Selection  
 Contract Menu

Back Refresh Log Out Help

**Contract Setup**

Administration/Funding Payment/Modifications Quality Assurance Submittals/Schedule Dredging CUI

**Obligations for Payment** Export

Obligation Line Item No.	Obligation Title	Oblig Line Item Days	Refund Payment Days	Final Payment Days
> 0001	FY01 NAF,PN 46079 Army Lodging (US \$)	14	30	30
NC0001	FY01 NAF, Army Lodging, Cp Walker, Korea	14	30	30

**Payment**

Progress Payments - Allow Additional Earnings not included in Activity Earnings  Include All Activities on Prompt Payment Document

Default Calculation Method PERIODIC CALCULATION: Use only information for this period

**ACO Modifications**

Once the default calculation method in the Contract Setup level is set, create a new Progress Payment in KTR, complete, and send for Government review.

**FY01 NAF,PN 46079 Army Lodging (US \$)**  
 [J1000133] NAFKP5-01-C-A010

Government Mode Home  
 Contract Selection  
 Contract Menu

Back Refresh Log Out Help

Invoice No. 9

Invoice Requested Activity Earnings Allowed Activity Earnings Subcontractor Earnings Allowed CLIN Earnings Additional Earnings Obligations Document Package

Activity Earnings	Previous Total Earnings	Total Earnings To Date	Invoice No. 9	Estimated Stored Materials Included in Activity Earnings
Total Allowed Activity Earnings to Date	\$2,333,833.94	\$2,333,833.94	\$0.00	\$0.00
<b>Additional Allowed Earnings not included in above Activity Earnings</b>				
Additional Stored Material	\$0.00	\$0.00	\$0.00	\$0.00
Preparatory Work	\$0.00	\$0.00	\$0.00	\$0.00
Performance and Payment Bond	\$0.00	\$0.00	\$0.00	\$0.00
<b>Subcontractor Deductions</b>				
Less Subcontractor Deductions held by Prime	\$0.00	\$0.00	\$0.00	\$0.00
<b>Sum of Allowed Earnings to Date</b>				
Total Allowed Earnings	\$2,333,833.94	\$2,333,833.94	\$0.00	

PERIODIC CALCULATION: Use only information for this period  Total Allowed Earnings for this Pay Period Entered

Note: CEFMS will not approve payments \$100M or over in U.S. Dollars

### 2.25 DD1354 Old Report - Add Back to Seattle and Fort Worth

Location in System: Government Mode >> Contract Report module >> Contract Report Selection View.

Problem Statement: Seattle District needs the old DD1354 report in RMS 378 added back as an option to run in Fort Worth and Seattle Districts for the Border Wall Contracts.

Fix Description: The Legacy DD Form 1354 has been added in Contract Reports module under the Closeout menu and is only displayed in Seattle and Fort Worth Districts. On the Legacy DD Form 1354 report, the “Additional Item Information” block has been moved from the last page to page 1 and follows each item row on the report.

Before Fix:

**Havertown Superfund Site**  
 [E1000789] DACA31-96-D-0026 0014

Government Mode Home  
 Contract Selection  
 Contract Menu

Back Refresh Log Out Help

All Reports: 93 Administration Reports: 21 Financial Reports: 24 QA/QC Reports: 29 Submittal Reports: 6 Schedule Reports: 8 Closeout Reports: 5

Contract Reports

DD Form 1354

Grouped by: Report Menu

Report Title	Report Menu	Author	Developed By
CLOSEOUT			
DD Form 1354 - Transfer & Acceptance of Military Real Property	CLOSEOUT	RMS Center	RMS Center

TRANSFER AND ACCEPTANCE OF DoD REAL PROPERTY																			PAGE 1 OF 6 PAGES		
1. FROM (Organization Name)				2. DATE PREPARED (YYYYMMDD)			3. PROJECT/JOB NUMBER abc 123			4. SERIAL NUMBER			5. TRANSACTION DETAILS a. TYPE (Circle one box) <input checked="" type="checkbox"/> ACQUISITION <input checked="" type="checkbox"/> TRANSFER BETWEEN SERVICES <input type="checkbox"/> CAPITAL IMPROVEMENT <input type="checkbox"/> INVENTORY ADJUSTMENT b. VERSION (Circle one) <input checked="" type="checkbox"/> DRAFT <input type="checkbox"/> INTERM <input type="checkbox"/> FINAL				b. WHEN EVENT (Circle one) <input checked="" type="checkbox"/> TOTAL ASSET PLACED-IN-SERVICE <input type="checkbox"/> PARTIAL ASSET PLACED-IN-SERVICE				
5. TO (Organization - Installation Code and Name)				6. RPLUID/SYSTEM/INSTCODE/INSTNAME			7. CONTRACT NUMBER(S) DA-CAS1-95-D-0028 0014			7a. RPA PLACED-IN-SERVICE DATE (YYYYMMDD)											
8. ITEM NO.	10a. FACILITY NO.	10b. RPLUID	11. CAT CODE	12. CAS CODE DESCRIPTION	13. CONS TYPE CODE	14. SUST CODE	PRIMARY		SECONDARY		19. COST	20. FUND SOURCE	21. FUND ORG	22. RPA INT TYPE CODE	23. ITEM REMARKS						
							15. UMA	16. QUANTITY	17. UMO	18. QUANTITY											
1		TEST	21412	MAINTENANCE STORAGE, NON-DOLIDPW	P	4	SF	3000	N/A	100	\$1,000.00	03	00	01	123						
2	D	067530 9	17889	AUTOMATED QUALIFICATION TRAINING RANGE (QTR)			FR	5	CY	-10	\$100.00										
24. STATEMENT OF COMPLETION: The facilities listed herein are in accordance with plans, drawings, and specifications and changes orders approved by the authorized representative of the using agency except for the deficiencies listed on the reverse side.																			25. ACCEPTED BY (Typed Name and Signature) a. TITLE (Installation Management Organization Accountable Officer/RPAO)		c. DATE SIGNED (YYYYMMDD)
a. TITLE (Construction Agent/Installation Management Organization Accountable Officer/RPAO)																			b. NAME AND SIGNATURE		d. DATE SIGNED (YYYYMMDD)
b. TRANSFERRED BY (Typed Name and Signature)																			26. PROPERTY VOUCHER NUMBER		

DD FORM 1354, AUG 2022

PREVIOUS EDITION IS OBSOLETE.

Page 1 of 6

TRANSFER AND ACCEPTANCE OF DoD REAL PROPERTY																			PAGE 6 OF 6 PAGES	
Real Property Additional Info Supplement																				
Item No: 1 Facility No: RPLUID: TEST CAT Code: 21412 CAT Code Description: MAINTENANCE STORAGE, NON-DOLIDPW																				
Additional Item Info: Additional Item Information testing the additional info																				

DD FORM 1354, AUG 2022

PREVIOUS EDITION IS OBSOLETE.

Page 6 of 6



TRANSFER AND ACCEPTANCE OF DoD REAL PROPERTY																			PAGE 1 OF 3 PAGES	
1. FROM (Organization Name)			2. DATE PREPARED (YYYYMMDD)			3. PROJECT/JOB NUMBER SI-06240-70(pn046111 54321823 88332			4. SERIAL NUMBER			5. TRANSACTION DETAILS a. TYPE (X only one box) <input checked="" type="checkbox"/> ACQUISITION <input type="checkbox"/> PUR <input type="checkbox"/> TRANSFER BETWEEN SERVICES <input type="checkbox"/> CAPITAL IMPROVEMENT <input type="checkbox"/> INVENTORY ADJUSTMENT c. VERSION (X one) <input type="checkbox"/> DRAFT <input type="checkbox"/> INTERIM <input type="checkbox"/> FINAL b. WHEN/EVENT (X one) TOTAL ASSET PLACED-IN-SERVICE PARTIAL ASSET PLACED-IN-SERVICE								
5. TO (Organization - Installation Code and Name)			6. RPS/DIST/STNAME/INSTCODE/INSTNAME			7. CONTRACT NUMBER(S) W012UM18C0010			7a. RPA PLACED-IN-SERVICE DATE (YYYYMMDD)											
9. ITEM NO.	10a. FACILITY NO.	10b. RPUID	11. CATCODE	12. CATCODE DESCRIPTION	13. CONS TYPE CODE	14. SJST CODE	PRIMARY		SECONDARY		19. COST	20. FUND SOURCE	21. FUND ORG	22. RPA INT TYPE CODE	23. ITEM REMARKS					
1			17965	COMBAT TRAIL			15. UMA	16. QUANTITY	17. UMO	18. QUANTITY	\$0.00									
Additional Item Information Additional item for RP 0002																				
2			17966	RAPPELLING TRAINING AREA			EA	0	N/A	0	\$0.00									
Additional Item Information Additional item info for rp001																				
24. STATEMENT OF COMPLETION. The facilities listed hereon are in accordance with maps, drawings, and specifications and changes orders approved by the authorized representative of the using agency except for the deficiencies listed on the reverse side.																				
25. ACCEPTED BY (Typed Name and Signature) a. TITLE (Installation Management Organization Accountable Official/RPAO) c. DATE SIGNED (YYYYMMDD)																				
a. TITLE (Construction Agent/Installation Management Organization Accountable Official/RPAO) b. TRANSFERRED BY (Typed Name and Signature) c. DATE SIGNED (YYYYMMDD) a. NAME AND SIGNATURE																				
26. PROPERTY VOUCHER NUMBER																				

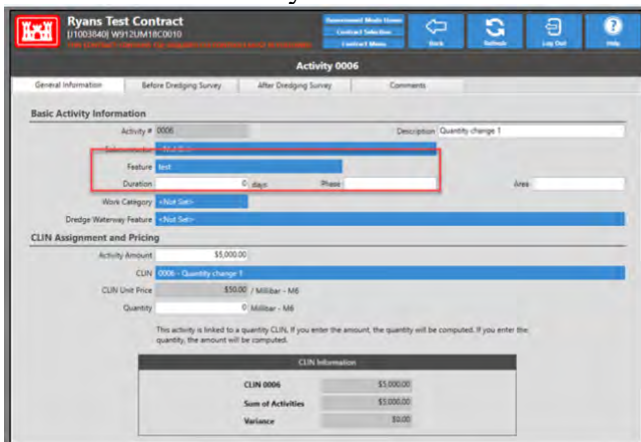
2.26 Three Phase Control Worksheet Initial - Initial cannot display textbox 27 on page 2 of report.

Location in System: Government Mode >> Contract Report module >> Contract Report Selection View.

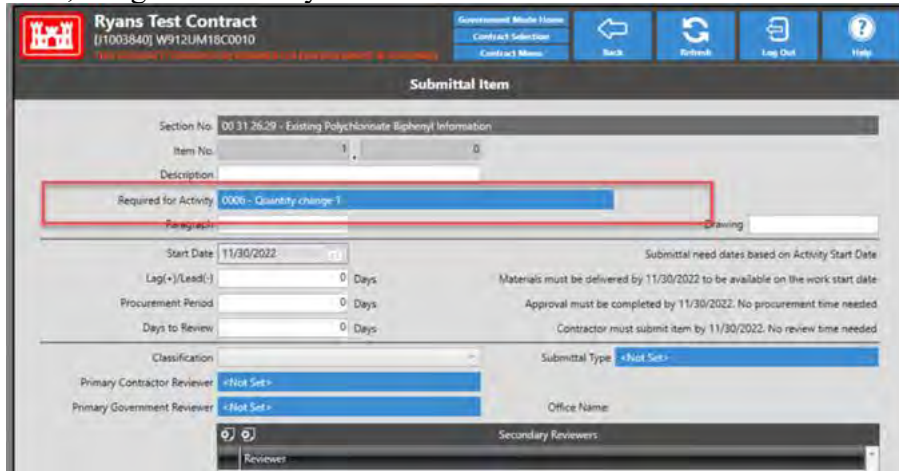
Problem Statement: For the Three Phase Control WorkSheet Initial Report, an error message “An error has occurred while processing the Textbox” displays on page 2 for some contracts.

Fix Description: The red error text box does not show on the Three Phase Inspection Initial Report.

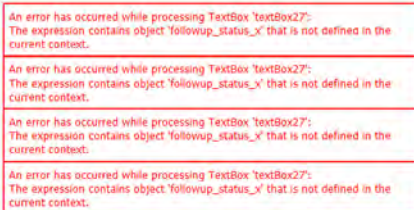
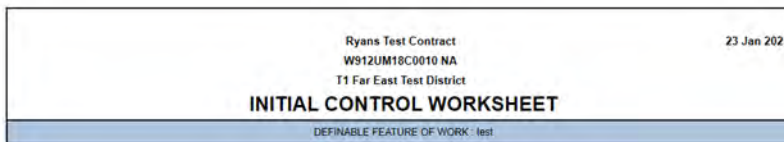
Before Fix: If no FOW is available on Three Phase Control WorkSheet Initial Report, first assign a Feature to an Activity.



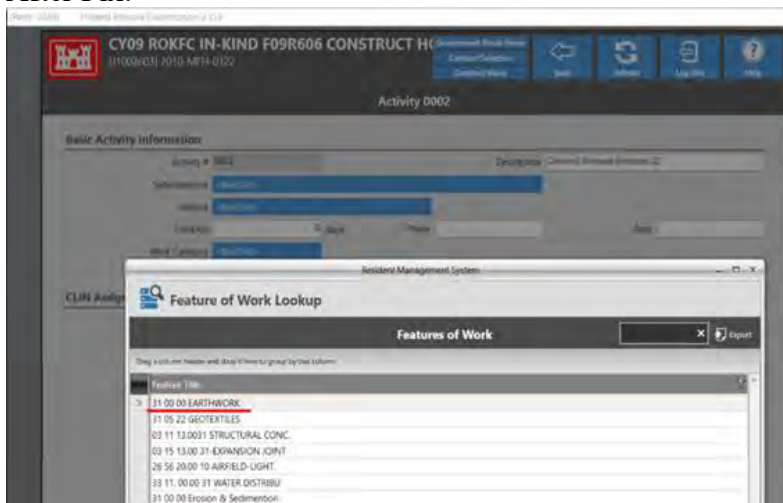
Now, assign the Activity to a Submittal Item.



Generated the Three Phase Control WorkSheet Initial report.



After Fix:



(Patch: 0389) Highest Possible Classification is CUI

The screenshot shows the 'Submittal Item' screen in the RMS system. A pop-up window titled 'Activity Lookup' is open, displaying a table of 'Pay Activities'. The table has columns for Activity #, Description, CLIN, and Amount. Two activities are listed: 0001 for 'CY09 ROKFC IN-KIND F09R606 CONSTRUCT HOT CARGO PAD' with an amount of 9,811,208.003, and 0002 for 'Contract Amount Increase (2)' with an amount of 143,268.997.

Activity #	Description	CLIN	Amount
0001	CY09 ROKFC IN-KIND F09R606 CONSTRUCT HOT CARGO PAD	0001	9,811,208.003
0002	Contract Amount Increase (2)	0002	143,268.997

(Patch: 0389) Highest Possible Classification is CUI

The screenshot shows the 'Three Phase Control Worksheet - Initial' screen. It features a section for 'RMS Contract Report' with 'Preview' and 'Print' buttons. Below this is a radio button selection for 'Group QC Requirements by', with 'Feature of Work' selected. A table titled 'Features of Work' is displayed, listing various construction features with their titles.

Feature Title
03 11 13.0031 STRUCTURAL CONC.
03 15 13.00 31-EXPANSION JOINT
26 56 20.00 10 AIRFIELD-LIGHT.
31 00 00 EARTHWORK
31 00 00 Erosion & Sedimentation
31 05 22 GEOTEXTILES
32 12 10 Bitumin Tack & Primer
32 12 10 BITUMININOUS TACK & P
33 11. 00.00 31 WATER DISTRIBU

The screenshot shows a printed 'INITIAL CONTROL WORKSHEET' for 'CY09 ROKFC IN-KIND F09R606 CONSTRUCT HOT 2010-MFH-0122 NA'. The form includes a header with the project name and date (26 Jan 2023), and a section for 'G. QA EVALUATION NOTES'. The notes section has a table for 'DISCUSSED' with columns for 'Yes', 'No', and 'NA'.

	DISCUSSED		
	Yes	No	NA
1. _____	---	---	---
2. _____	---	---	---
3. _____	---	---	---
4. _____	---	---	---