

INSTALLING RMS 3.0

GOVERNMENT MODE

FOR ACE-IT APPROVED COMPUTERS ONLY

- RMS SUPPORT CENTER
- CONSTRUCTION MANAGEMENT (CM)
TECHNOLOGY MODERNIZATION OFFICE
(TMO)
- HQUSACE CM INNOVATION OFFICE



US Army Corps
of Engineers®



GET RMS FROM APP PORTAL

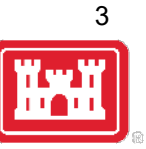


1. Go to: [CIO / G6 Software App Portal \(army.mil\)](https://app-portal.usace.army.mil/esd/Home#)
2. Search for "RMSLauncher 3.0.0.39"
3. Click **Add to Cart**
4. Click on **Cart** → **View cart and checkout**

The screenshot shows a web browser window with the URL <https://app-portal.usace.army.mil/esd/Home#> highlighted in red. The page title is "App Portal" and the user is logged in as "Welcome Covington, Haley M CTR (USA)". The navigation bar includes "Browse Catalog", "My Requests", "My Apps", "Approve / Reject", "Processed", "Profile", and "App Survey". A "Cart" icon with a "1" is visible in the top right. The main content area shows a search result for "RMSLauncher 3.0.0.39" with 1 search result. A note states: "Please Note: If installation doesn't begin in the next 48 hours, p". The product listing includes the USACE logo, the product name "USACE RMSLauncher 3.0.0.39 (Workstation)", and a description: "Freeware: The Resident Management System (RMS) is a management and contract administration program designed by Resident Engineers." The "Add to Cart" button is highlighted in red, and a red arrow points from it to the "Cart" icon. Another red arrow points from the "Cart" icon to the "View cart and checkout" button, which is also highlighted in red.



APP PORTAL REQUEST



Please Note: If installation doesn't begin in the next 48 hours, please contact ESD at (866)562-2348.

Checkout

Please Note: If installation doesn't begin in the next 48 hours, please contact ESD at (866)562-2348.


Items in cart: 1, \$0.00

Choose Target

Specify the target location for these catalog items.

- Me on machine EHNCW2V6AANB838
- Search for people or computers
- Add machine names or user IDs manually
- License Maintenance (No Install)

Next

Your Items	Action
 USACE RMSLauncher 3.0.0.39 (Workstation)	<input checked="" type="radio"/> Install USACE RMSLauncher 3.0.0.39 (Workstation) <input type="radio"/> Uninstall USACE RMSLauncher 3.0.0.39 (Workstation)

4. Choose the “**Me on Machine ***_*****_*******” target under *Choose Target*.
 - a. To check the machine name, go to the **System Information** application on the machine and verify with the **System Name**.
5. Click **Next**.

System Information

File Edit View Help

System Summary


Item	Value
OS Name	Microsoft Windows 10 Enterprise
Version	10.0.19044 Build 19044
Other OS Description	Not Available
OS Manufacturer	Microsoft Corporation
System Name	***_*****_*****
System Manufacturer	Dell Inc.
System Model	Precision 7530
System Type	x64-based PC
System SKU	0831
Processor	Intel(R) Xeon(R) E-2176M CPU @ 2.70GHz, 2712 Mhz, 6 Co...
BIOS Version/Date	Dell Inc. 1.29.1, 7/5/2023
SMBIOS Version	3.1
Embedded Controller V...	255.255
BIOS Mode	UEFI

Find what: Find Close Find

Search selected category only Search category names only



APP PORTAL REQUEST



6. Click **Submit** to submit the request.
 - a. Approval is not required for installation.

Please Note: If installation doesn't begin in the next 48 hours, please contact ESD at (866)562-2348.

Checkout

Please Note: If installation doesn't begin in the next 48 hours, please contact ESD at (866)562-2348.

Items in cart
1

[Back](#) [Submit](#)


Submit Request

Click Submit to submit this request.

Summary

Machine: EHNCW2V6AANB838
User: NWD\g5cdchmc

[Continue Shopping](#)

Your Items	Action
 USACE RMSLauncher 3.0.0.39 (Workstation)	✕ No approval needed.

[Feedback](#)



APP PORTAL REQUEST

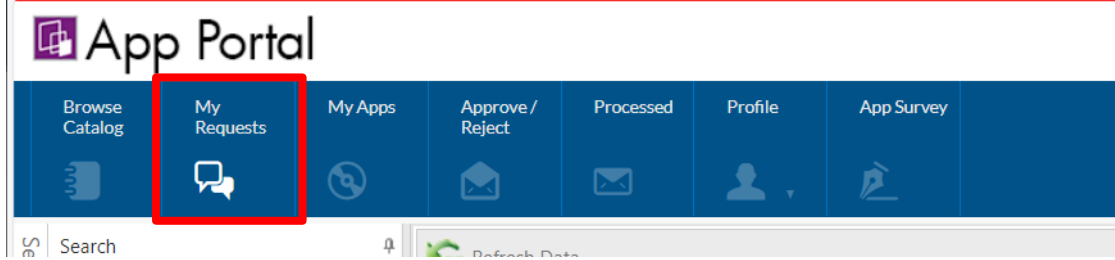


The screenshot shows a web browser window with the URL <https://app-portal.usace.army.mil/esd/checkout/CheckoutView?SourcePage=MVC&LanguageID=0&...>. The page header includes the 'App Portal' logo, a search bar, and a user greeting: 'Welcome Covington, Haley M CTR (USA)'. A navigation bar contains links for 'Browse Catalog', 'My Requests', 'My Apps', 'Approve/Reject', 'Processed', 'Profile', 'App Survey', and 'Cart' (with a '0' in a blue circle). Below the navigation bar, there are two orange 'Please Note' messages: 'Please Note: If installation doesn't begin in the next 48 hours, please contact ESD at (866)562-2348.' The main content area is titled 'Checkout' and features a green box with the order number 'FLX-1188973'. To the right, a blue heading reads 'Request Complete', followed by the text: 'Order FLX-1188973 was created successfully. Click **Continue Shopping** to request more items or click **View Status** to view the status of your submitted requests.' Two buttons are present: a grey 'Continue Shopping' button and a blue 'View Status' button, which is highlighted with a red rectangular box. Below this is a table with two columns: 'Your Items' and 'Action'. The table contains one row: 'USACE RMSLauncher 3.0.0.39 (Workstation)' with the action 'Request ID 1420661 was successfully created'. At the bottom of the page, there is a 'Feedback' button and a footer that reads 'App Portal 2021 R1 (16.0.0.0)' and 'Powered by © Flexera Software'.

7. Once the request has been completed, click on **View Status** to check the status of the installation.



APP PORTAL REQUEST



The status of the request can also be accessed by clicking on the *My Requests* button.

This screenshot shows the main content area of the App Portal. The 'My Requests' button in the navigation bar is highlighted in red. Below the navigation bar is a search sidebar with 'Basic' and 'Advanced' tabs, a search input field, and filter options. The main table displays a list of requests. The 'Status', 'Info', and 'Actions' columns of the table are highlighted with a red rectangular border.

Date	Order #	Request	Target	Status	Info	Actions
9/16/2024 4:34:26 PM	FLX-1188973	USACE RMS Launcher 3.0.0.39 (Workstation) (Install)	Covington, Haley M (g5cdchmc) on EHN CW2V6AANB			



RMS 3.0 START UP VIEW



RMS3 Launcher Version 3.0 Patch Level 39

US Army Corps of Engineers
Resident Management System - RMS 3

Checking for Updates...

ACE-IT maintenance schedule: access to RMS may be unavailable during the following dates.

- 09/21/2024 - 09/22/2024
- 09/28/2024 - 09/29/2024
- 10/05/2024 - 10/06/2024
- 10/12/2024 - 10/13/2024

Getting patch list from server <https://rmscpc04.usace.army.mil/rms3/api/patchserver0003/>

After installation has been completed, RMS can be opened.

RMS3 Launcher Version 3.0 Patch Level 39

US Army Corps of Engineers
Resident Management System - RMS 3

Downloading Patch...

ACE-IT maintenance schedule: access to RMS may be unavailable during the following dates.

- 09/21/2024 - 09/22/2024
- 09/28/2024 - 09/29/2024
- 10/05/2024 - 10/06/2024
- 10/12/2024 - 10/13/2024

Getting patch list from server <https://rmsinterfacepicpc.usace.army.mil/rms3/api/patchserver0003/>

Successfully received list of 368 patch items
Highest usable local version determined to be 0
Latest version available determined to be 498
A mandatory update is downloading
Downloading RMS_CLIENT version 498